

# Appendix H

## Co-permittee IND and IC/ID Summary Tables

---

H-1: Co-Permittee IND and IC/ID Summary Tables – FY 2004-2005

H-2: Summary of IC/ID Incidents and IND Inspections – FY 2004-2005

# Appendix H-1

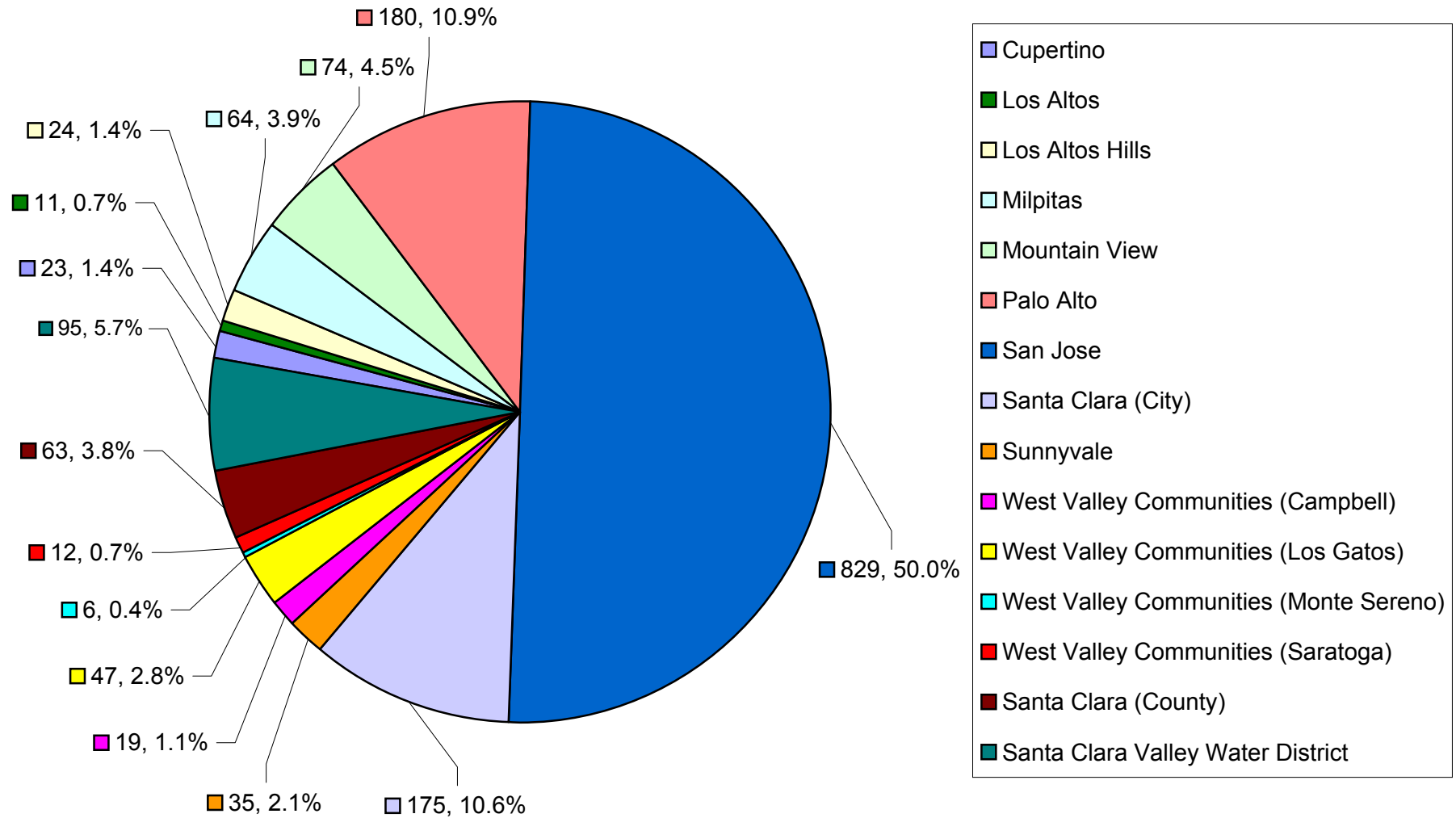
---

## Summary of ICID/IND Incidents/Inspections

<b>CoPermittee</b>	<b>ICID</b>	<b>IND</b>	<b>Total</b>
Cupertino	23	0	23
Los Altos	11	17	28
Los Altos Hills	24	0	24
Milpitas	64	337	401
Mountain View	74	400	474
Palo Alto	180	251	431
San Jose	829	3006	3835
Santa Clara (City)	175	339	514
Sunnyvale	35	547	582
West Valley Communities (Campbell)	19	350	369
West Valley Communities (Los Gatos)	47	130	177
West Valley Communities (Monte Sereno)	6	0	6
West Valley Communities (Saratoga)	12	12	24
Santa Clara (County)	63	79	142
Santa Clara Valley Water District	95	0	95
<b>Total:</b>	<b>1657</b>	<b>5468</b>	<b>7125</b>

# IC/ID Incidents

## IC/ID Total Number and Percentage - All Co-permittees

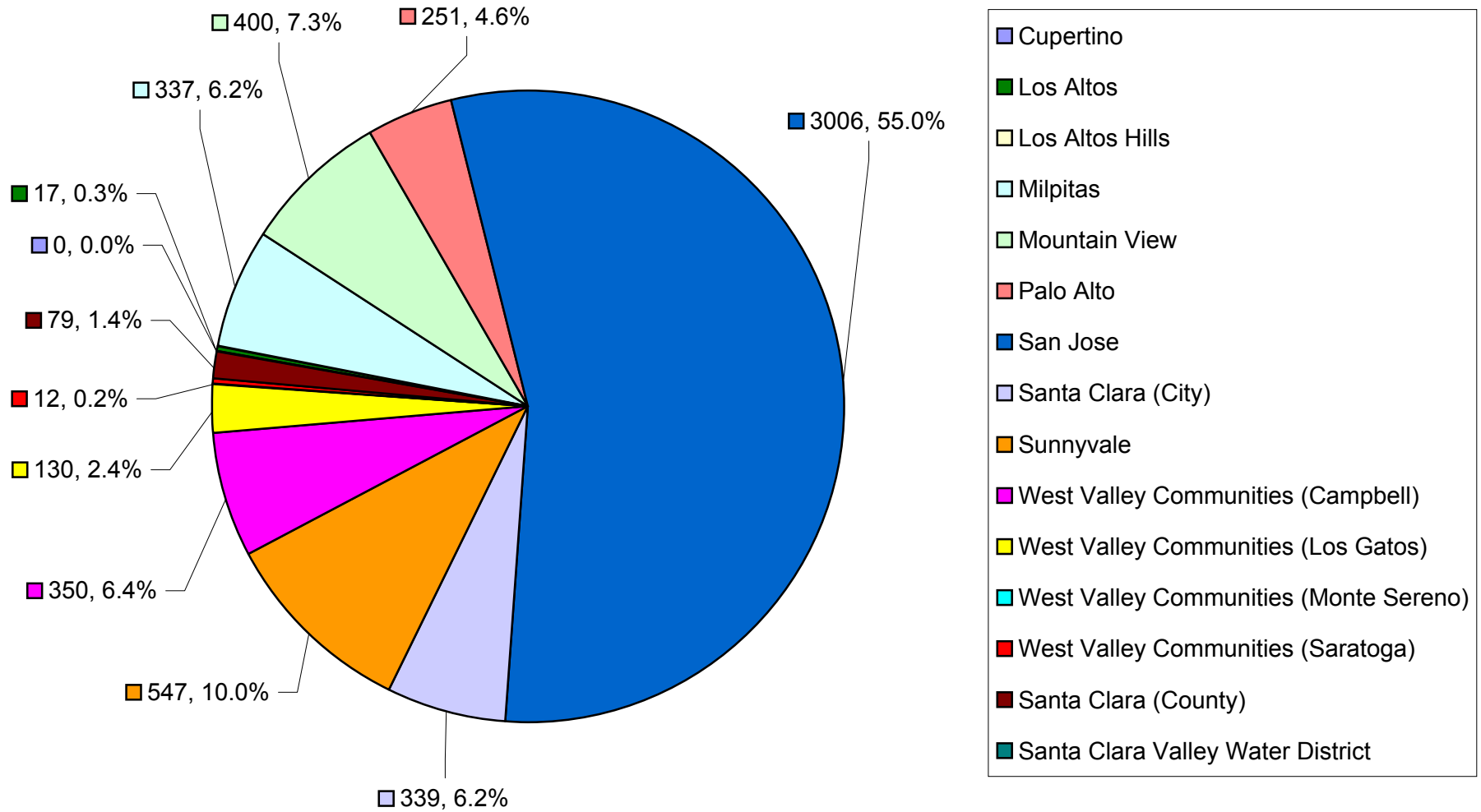


**Total Number =1657**

FY 04-05

# IND Inspections

IND Total Number and Percentage - All Co-permittees



**Total Number = 5468**

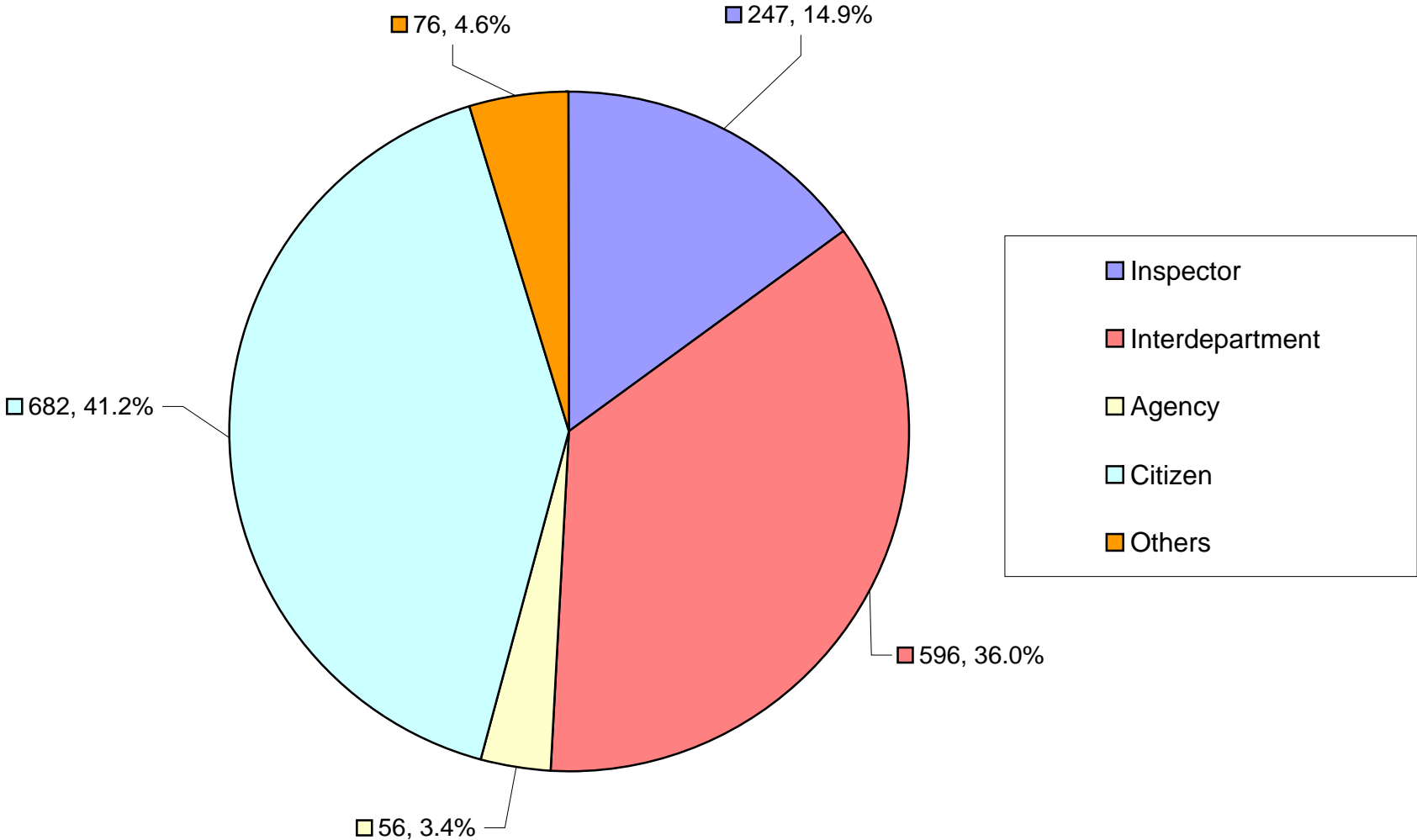
FY 04-05

## ICID Incident Report Source Summary Report

<b>Copermittee</b>	<b>Inspectors</b>	<b>Interdepartmental</b>	<b>Other Agency</b>	<b>Citizen Complaints</b>	<b>Other</b>	<b>Total</b>
Cupertino	6	6	2	7	2	<b>23</b>
Los Altos	0	0	1	10	0	<b>11</b>
Los Altos Hills	0	0	0	24	0	<b>24</b>
Milpitas	58	1	0	4	1	<b>64</b>
Mountain View	3	11	0	60	0	<b>74</b>
Palo Alto	111	50	0	18	1	<b>180</b>
San Jose	12	294	33	434	56	<b>829</b>
Santa Clara (City)	43	120	3	9	0	<b>175</b>
Sunnyvale	1	16	0	16	2	<b>35</b>
West Valley Communities (Campbell)	1	9	3	3	3	<b>19</b>
West Valley Communities (Los Gatos)	1	25	4	11	6	<b>47</b>
West Valley Communities (Monte Sereno)	0	4	0	2	0	<b>6</b>
West Valley Communities (Saratoga)	0	5	0	4	3	<b>12</b>
Santa Clara (County)	3	1	2	55	2	<b>63</b>
Santa Clara Valley Water District	8	54	8	25	0	<b>95</b>
<b>Total</b>	<b>247</b>	<b>596</b>	<b>56</b>	<b>682</b>	<b>76</b>	<b>1657</b>

# ICID Incident Report Source

Total Number and Percentage - All Co-permittees



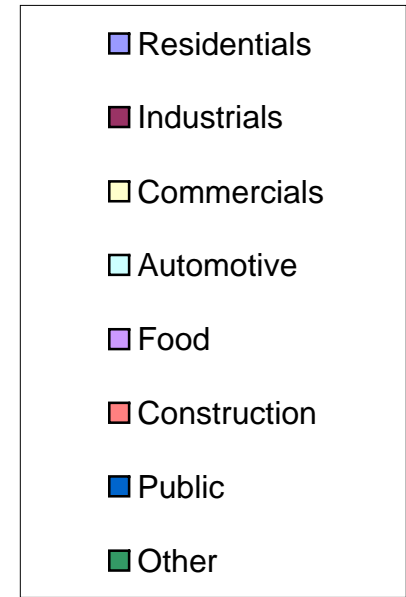
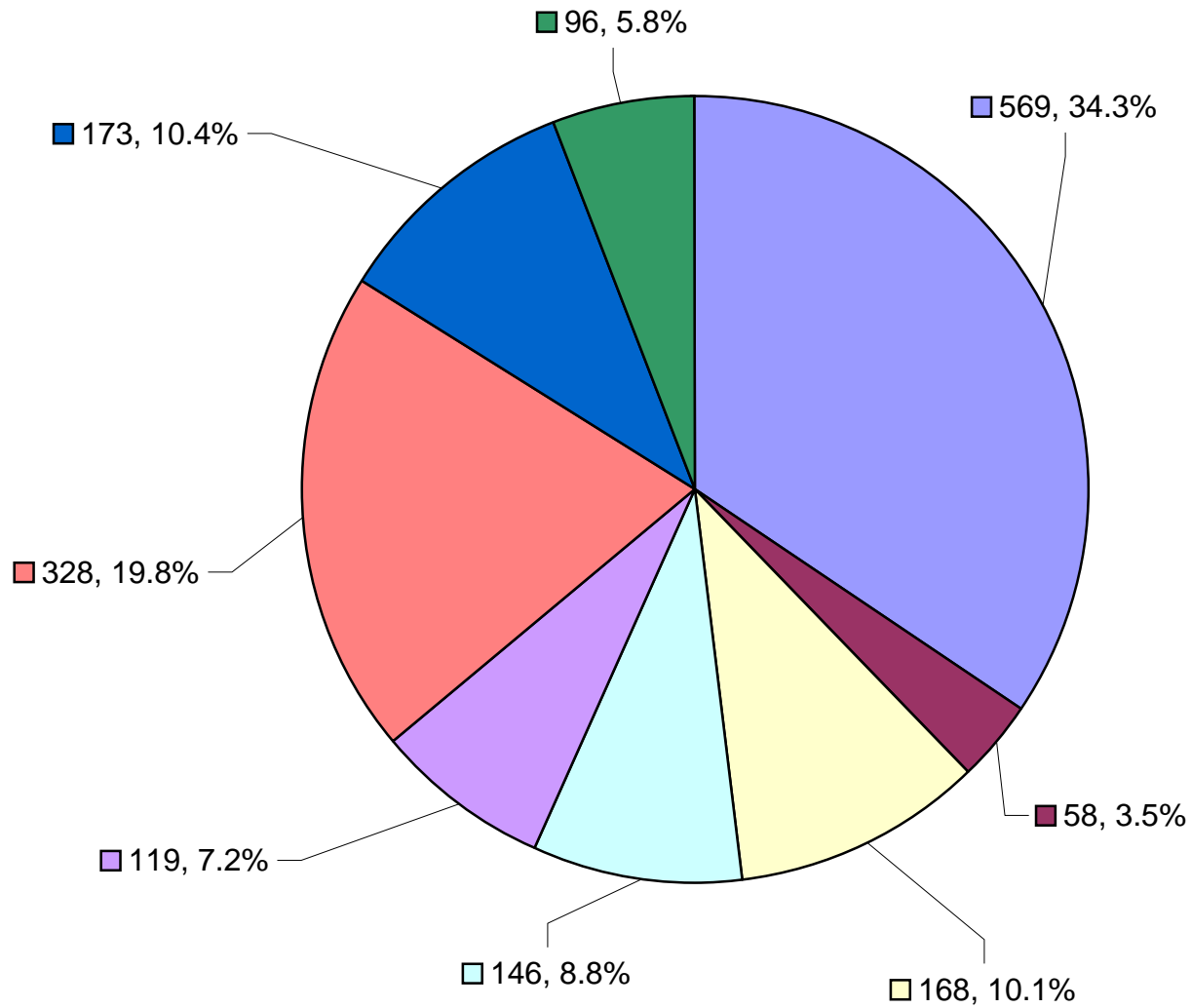
**Total Number = 1657**

## ICID Incident Source Summary Report

<b>Copermittee</b>	<b>Residential</b>	<b>Industrial</b>	<b>Commercial</b>	<b>Automotive</b>	<b>Food</b>	<b>Construction</b>	<b>Public Fac/Utl</b>	<b>Other</b>	<b>Total</b>
Cupertino	10	1	2	0	8	0	1	1	<b>23</b>
Los Altos	1	0	1	0	0	1	8	0	<b>11</b>
Los Altos Hills	0	0	0	0	0	3	21	0	<b>24</b>
Milpitas	1	1	1	0	1	0	58	2	<b>64</b>
Mountain View	26	7	15	0	2	3	2	19	<b>74</b>
Palo Alto	16	1	13	0	15	123	6	6	<b>180</b>
San Jose	371	32	102	127	71	73	53	0	<b>829</b>
Santa Clara (City)	42	11	12	11	15	82	0	1	<b>175</b>
Sunnyvale	20	1	0	2	2	8	0	2	<b>35</b>
West Valley Communities (Campbell)	2	0	13	0	1	2	1	0	<b>19</b>
West Valley Communities (Los Gatos)	12	0	6	4	3	17	4	1	<b>47</b>
West Valley Communities (Monte Sereno)	2	0	0	0	0	3	0	1	<b>6</b>
West Valley Communities (Saratoga)	6	0	0	0	0	6	0	0	<b>12</b>
Santa Clara (County)	50	3	0	1	0	1	4	4	<b>63</b>
Santa Clara Valley Water District	10	1	3	1	1	6	14	59	<b>95</b>
<b>Total</b>	<b>569</b>	<b>58</b>	<b>168</b>	<b>146</b>	<b>119</b>	<b>328</b>	<b>172</b>	<b>96</b>	<b>1657</b>

# ICID Incident Source

Total Number and Percentage - All Co-permittees



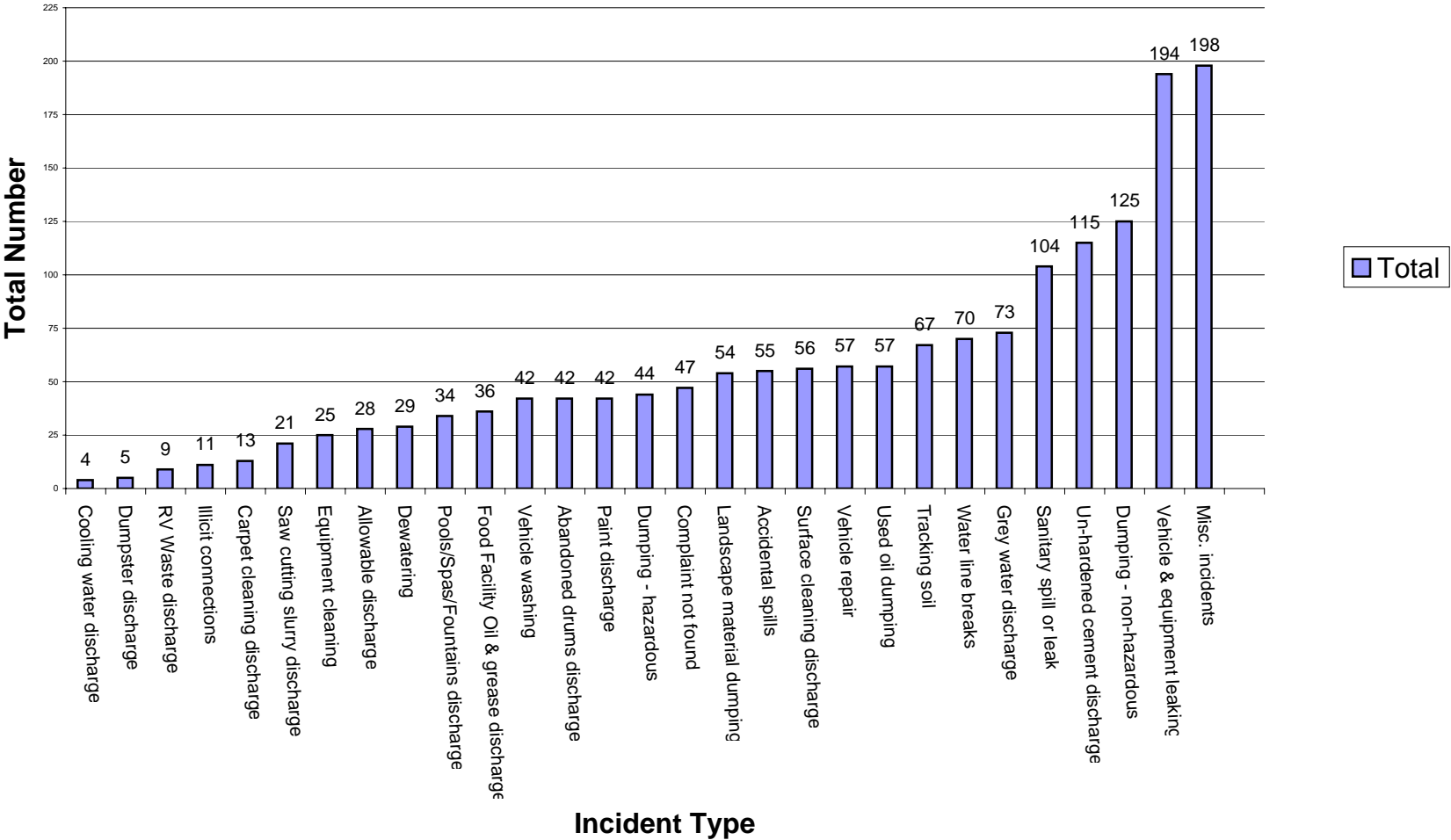
**Total Number = 1657**

## ICID Incident Type Summary Report

Incident Type	Cupertino	Los Altos	LA Hills	Milpitas	Mtn View	Palo Alto	San Jose	Santa Clara	Sunnyvale	Campbell	Los Gatos	M. Sereno	Saratoga	SCC	SCVWD	Total
Abandoned drums discharge	0	0	0	0	10	1	27	1	0	0	0	0	0	2	1	42
Accidental spills	0	0	0	1	13	2	25	4	0	4	1	0	0	1	4	55
Allowable discharge	1	0	0	0	2	2	18	0	0	0	3	0	0	0	2	28
Carpet cleaning discharge	0	0	0	0	1	0	8	4	0	0	0	0	0	0	0	13
Complaint not found	2	1	0	0	2	8	13	0	0	5	4	0	1	6	5	47
Cooling water discharge	0	0	0	0	0	0	4	0	0	0	0	0	0	0	0	4
Dewatering	0	0	0	0	0	17	10	1	0	0	0	1	0	0	0	29
Dumping - hazardous	0	1	0	0	0	0	20	2	0	1	1	0	0	4	15	44
Dumping - non-hazardous	0	0	1	0	1	5	61	4	0	1	1	1	0	35	15	125
Dumpster discharge	0	0	0	0	1	0	4	0	0	0	0	0	0	0	0	5
Equipment cleaning	1	0	0	0	0	3	17	3	0	0	1	0	0	0	0	25
Food Facility Oil & grease dis	4	0	0	1	1	6	17	6	0	1	0	0	0	0	0	36
Grey water discharge	0	0	0	0	1	6	48	8	4	3	1	0	0	1	1	73
Illicit connections	0	0	0	0	0	0	11	0	0	0	0	0	0	0	0	11
Landscape material dumping	0	0	0	0	0	1	19	14	0	0	7	1	0	8	4	54
Misc. incidents	3	0	0	1	3	96	25	18	4	0	15	2	1	4	26	198
Paint discharge	2	0	0	0	1	1	28	5	0	0	2	1	0	0	2	42
Pools/Spas/Fountains discharg	2	0	0	0	1	2	17	2	3	1	0	0	5	0	1	34
RV Waste discharge	1	0	0	0	1	0	5	2	0	0	0	0	0	0	0	9
Sanitary spill or leak	2	8	21	0	13	4	36	2	7	1	1	0	0	0	9	104
Saw cutting slurry discharge	0	0	0	0	0	2	6	8	2	0	2	0	0	0	1	21
Surface cleaning discharge	4	0	0	0	1	0	47	1	1	0	1	0	0	0	1	56
Tracking soil	0	0	0	0	0	8	45	8	0	0	3	0	2	0	1	67
Un-hardened cement discharg	0	1	2	0	2	11	28	63	5	0	0	0	2	0	1	115
Used oil dumping	0	0	0	0	1	0	54	1	1	0	0	0	0	0	0	57
Vehicle & equipment leaking	0	0	0	1	19	4	152	5	6	2	0	0	1	1	3	194
Vehicle repair	0	0	0	0	0	0	47	8	1	0	0	0	0	1	0	57
Vehicle washing	0	0	0	1	0	0	30	5	1	0	4	0	0	0	1	42
Water line breaks	1	0	0	59	0	1	7	0	0	0	0	0	0	0	2	70
<b>Total</b>	<b>23</b>	<b>11</b>	<b>24</b>	<b>64</b>	<b>74</b>	<b>180</b>	<b>829</b>	<b>175</b>	<b>35</b>	<b>19</b>	<b>47</b>	<b>6</b>	<b>12</b>	<b>63</b>	<b>95</b>	<b>1657</b>

# ICID Incident Types

## Total Number - All Co-permittees



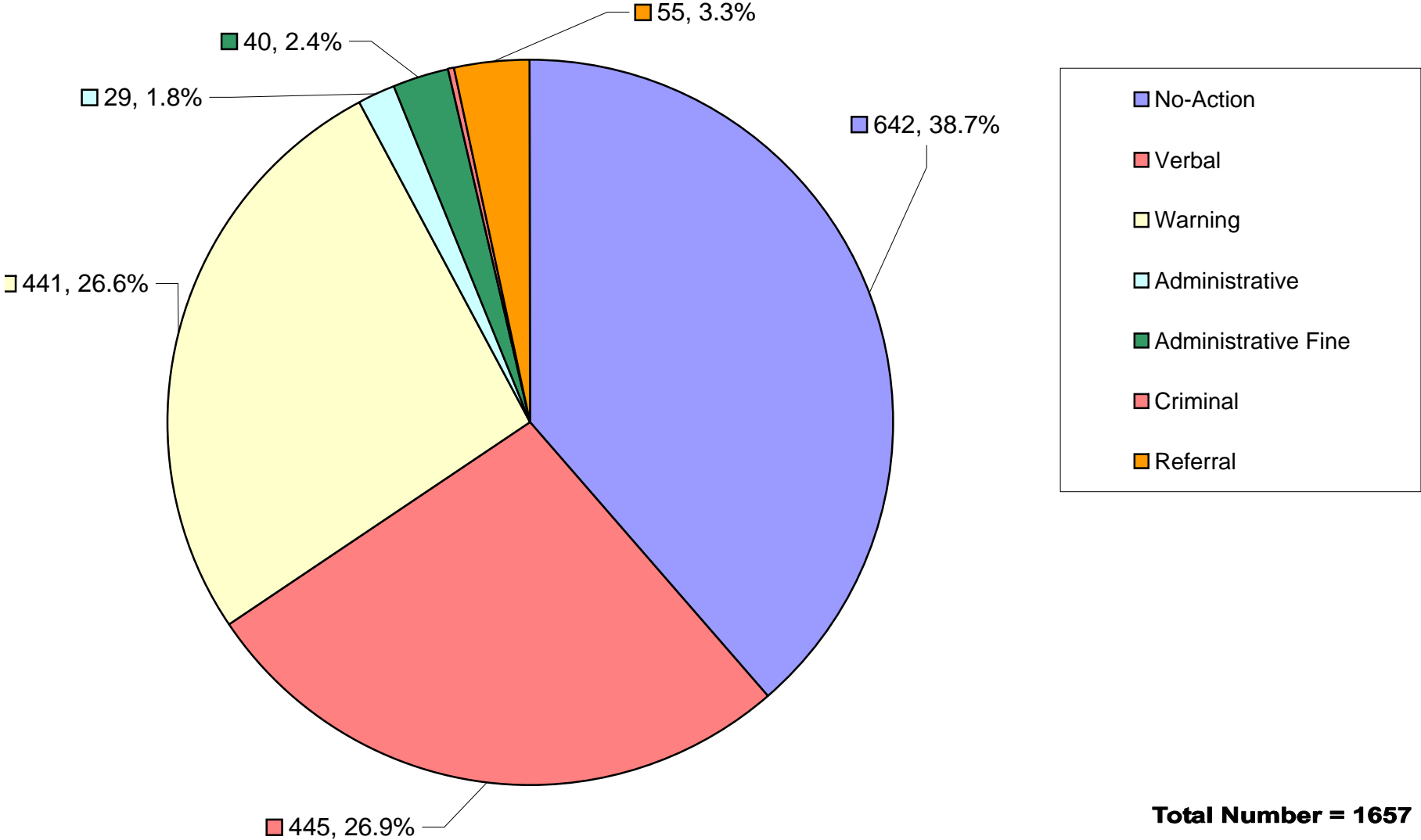
**Total Number = 1657**

## ICID Enforcement Action Summary Report

<b>Copermittee</b>	<b>No Action</b>	<b>Verbal</b>	<b>Warning</b>	<b>A.A.</b>	<b>A.A. Fine</b>	<b>Criminal Act</b>	<b>Referral</b>	<b>Total</b>
Cupertino	4	16	2	0	0	1	0	<b>23</b>
Los Altos	10	0	0	0	0	1	0	<b>11</b>
Los Altos Hills	21	3	0	0	0	0	0	<b>24</b>
Milpitas	58	3	2	0	0	0	1	<b>64</b>
Mountain View	54	15	4	0	1	0	0	<b>74</b>
Palo Alto	79	54	29	5	12	0	1	<b>180</b>
San Jose	283	244	302	0	0	0	0	<b>829</b>
Santa Clara (City)	0	44	77	22	24	2	6	<b>175</b>
Sunnyvale	10	19	2	2	0	0	2	<b>35</b>
West Valley Communities (Campbell)	11	6	2	0	0	0	0	<b>19</b>
West Valley Communities (Los Gatos)	23	17	7	0	0	0	0	<b>47</b>
West Valley Communities (Monte Sereno)	5	1	0	0	0	0	0	<b>6</b>
West Valley Communities (Saratoga)	6	3	3	0	0	0	0	<b>12</b>
Santa Clara (County)	39	13	10	0	0	0	1	<b>63</b>
Santa Clara Valley Water District	39	7	1	0	3	1	44	<b>95</b>
<b>Total</b>	<b>642</b>	<b>445</b>	<b>441</b>	<b>29</b>	<b>40</b>	<b>5</b>	<b>55</b>	<b>1657</b>

# ICID Enforcement Actions

Total Number and Percentage - All Co-permittees

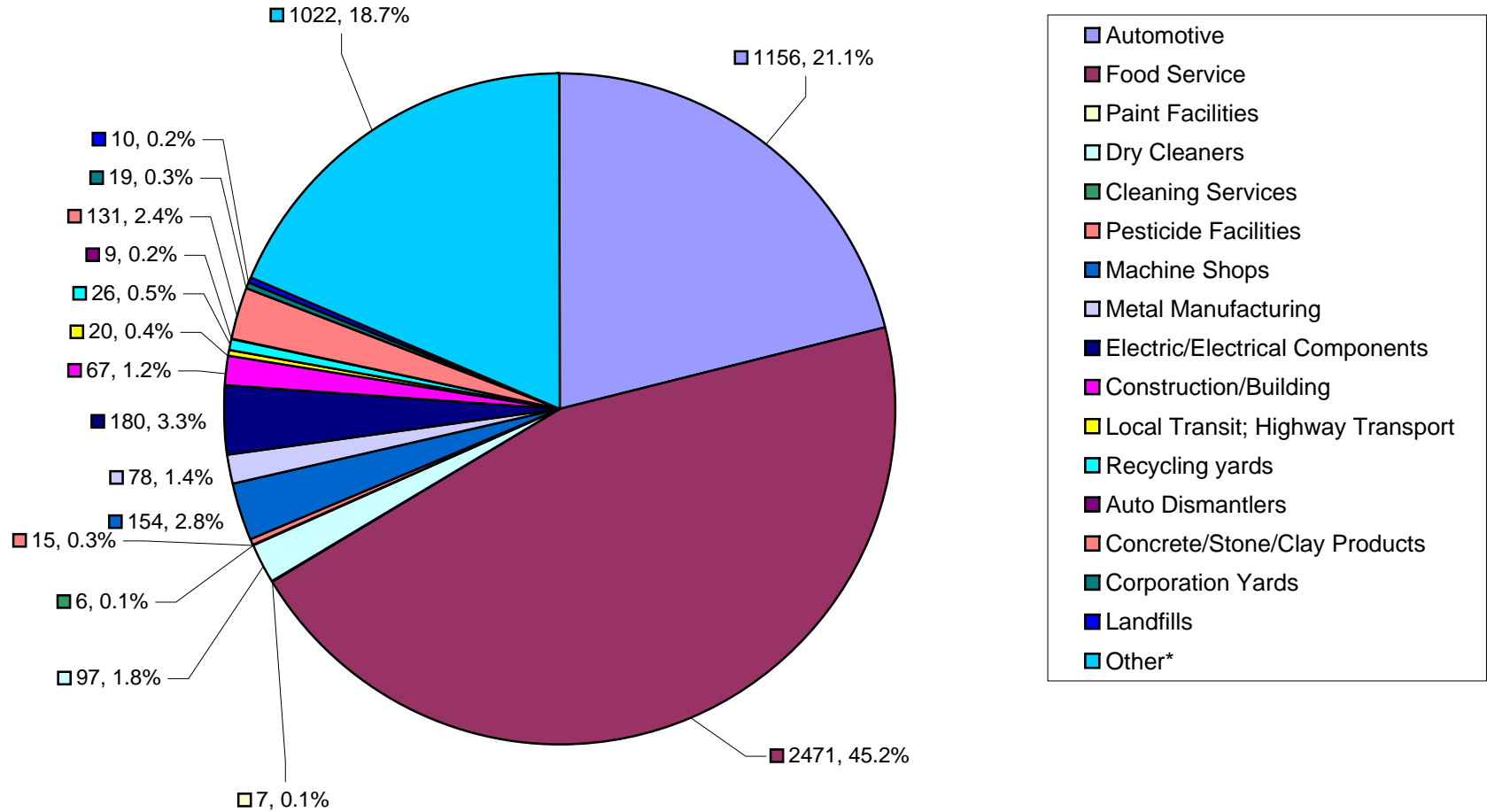


## IND Facility Category Summary Report

Program Category	Cupertino	Los Altos	LA Hills	Milpitas	Mtn View	Palo Alto	San Jose	Santa Clara	Sunnyvale	Campbell	Los Gatos	M. Sereno	Saratoga	SCC	SCVWD	Total
Automotive	0	17	0	48	167	118	491	0	65	181	61	0	4	4	0	<b>1156</b>
Food Service	0	0	0	4	193	45	1564	271	357	22	9	0	6	0	0	<b>2471</b>
Paint Facilities	0	0	0	0	0	0	1	0	0	6	0	0	0	0	0	<b>7</b>
Dry Cleaners	0	0	0	10	0	0	56	0	10	8	12	0	1	0	0	<b>97</b>
Cleaning Services	0	0	0	0	0	0	5	0	1	0	0	0	0	0	0	<b>6</b>
Pesticide Facilities	0	0	0	0	1	0	3	0	0	7	4	0	0	0	0	<b>15</b>
Machine Shops	0	0	0	12	4	0	98	4	11	23	1	0	0	1	0	<b>154</b>
Metal Manufacturing	0	0	0	0	1	6	59	11	0	1	0	0	0	0	0	<b>78</b>
Electric/Electrical Compone	0	0	0	53	3	1	94	23	3	3	0	0	0	0	0	<b>180</b>
Construction/Building	0	0	0	15	4	2	9	0	12	22	3	0	0	0	0	<b>67</b>
Local Transit; Highway Tran	0	0	0	10	0	0	0	8	0	0	2	0	0	0	0	<b>20</b>
Recycling yards	0	0	0	1	0	0	21	3	0	0	0	0	0	1	0	<b>26</b>
Auto Dismantlers	0	0	0	0	0	0	4	5	0	0	0	0	0	0	0	<b>9</b>
Concrete/Stone/Clay Product	0	0	0	3	0	0	120	4	0	1	0	0	0	3	0	<b>131</b>
Corporation Yards	0	0	0	4	1	2	0	0	0	2	0	0	0	10	0	<b>19</b>
Landfills	0	0	0	0	0	0	10	0	0	0	0	0	0	0	0	<b>10</b>
Other*	0	0	0	177	26	77	471	10	88	74	38	0	1	60	0	<b>1022</b>
<b>Total</b>	<b>0</b>	<b>17</b>	<b>0</b>	<b>337</b>	<b>400</b>	<b>251</b>	<b>3006</b>	<b>339</b>	<b>547</b>	<b>350</b>	<b>130</b>	<b>0</b>	<b>12</b>	<b>79</b>	<b>0</b>	<b>5468</b>

# IND Facility Categories

Total Number and Percentage - All Co-permittees



**Total Number = 5468**

## IND Enforcement Action Summary Report

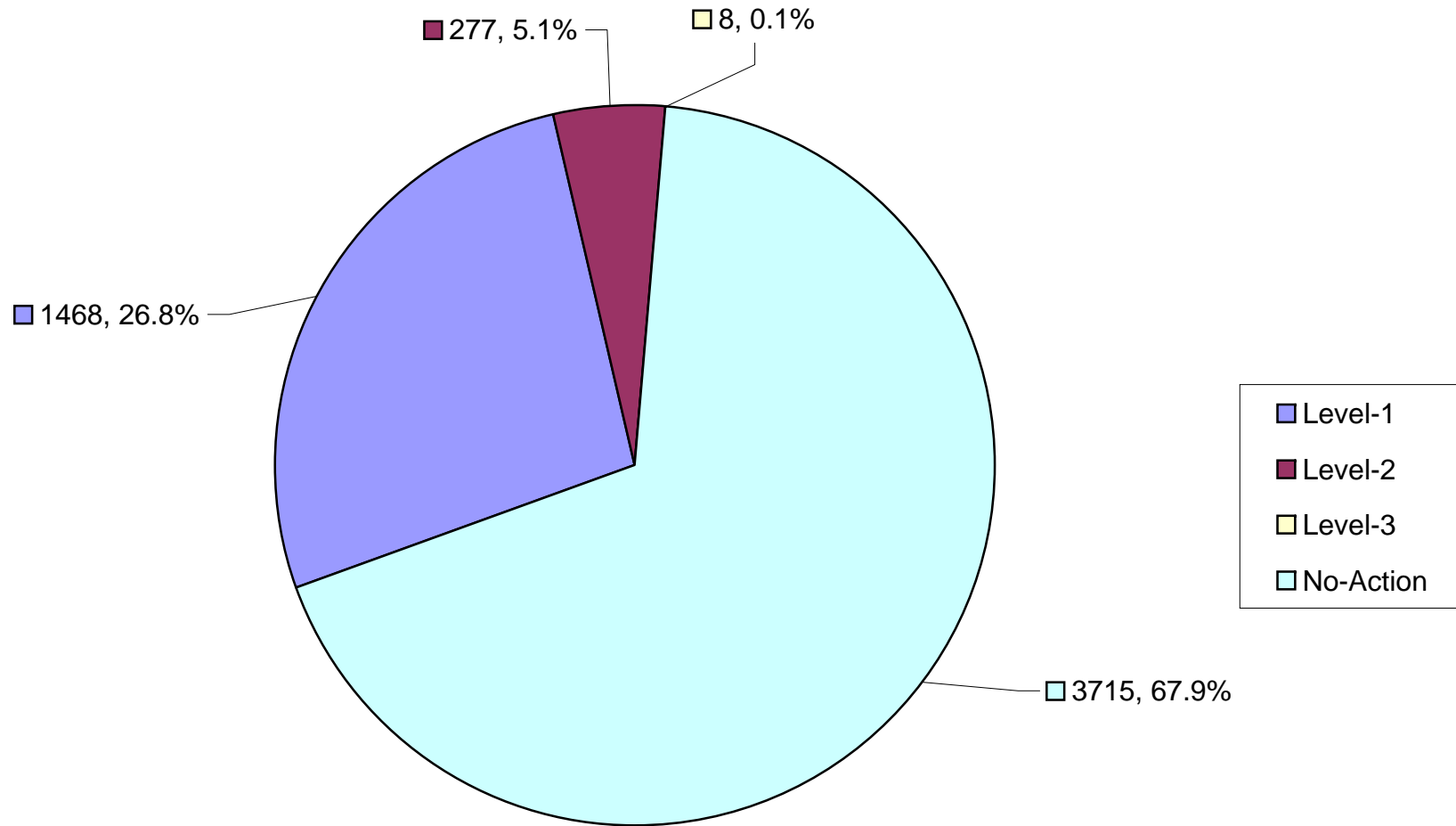
---

<b>Copermittee</b>	<b>No Action</b>	<b>Level 1</b>	<b>Level 2</b>	<b>Level 3</b>	<b>Total</b>
Cupertino	0	0	0	0	<b>0</b>
Los Altos	17	0	0	0	<b>17</b>
Los Altos Hills	0	0	0	0	<b>0</b>
Milpitas	337	0	0	0	<b>337</b>
Mountain View	150	249	0	1	<b>400</b>
Palo Alto	220	30	0	1	<b>251</b>
San Jose	1704	1039	263	0	<b>3006</b>
Santa Clara (City)	254	66	13	6	<b>339</b>
Sunnyvale	519	28	0	0	<b>547</b>
West Valley Communities (Campbell)	314	36	0	0	<b>350</b>
West Valley Communities (Los Gatos)	120	9	1	0	<b>130</b>
West Valley Communities (Monte Sereno)	0	0	0	0	<b>0</b>
West Valley Communities (Saratoga)	8	4	0	0	<b>12</b>
Santa Clara (County)	72	7	0	0	<b>79</b>
Santa Clara Valley Water District	0	0	0	0	<b>0</b>
<b>Total</b>	<b>3715</b>	<b>1468</b>	<b>277</b>	<b>8</b>	<b>5468</b>

---

# IND Enforcement Actions

Total Number and Percentage - All Co-permittees



**Total Number = 5468**

## IND Inspection Frequency Summary Report

---

### *Cupertino*

Category	Frequency	# Facilities	Annual Goal
Automotive	Biennial	27	14
Food Service	Annual	170	170
<b>Total:</b>		<b>197</b>	<b>184</b>

### *Los Altos*

Category	Frequency	# Facilities	Annual Goal
Automotive (Vehicle Service)	Annual	18	18
Food Service	Annual	101	101
Other (Commercial Facilities)	As Required	0	0
<b>Total:</b>		<b>119</b>	<b>119</b>

### *Los Altos Hills*

Category	Frequency	# Facilities	Annual Goal
*Los Altos Hills does not have an IND inspection program.	Not Applicable	0	0
<b>Total:</b>		<b>0</b>	<b>0</b>

### *Milpitas*

Category	Frequency	# Facilities	Annual Goal
Auto Dismantlers	Annual	2	2
Automotive	Annual	61	61
Cleaning Services	Annual	0	0
Concrete/Stone/Clay Products	Annual	5	5
Construction/Building	Annual	22	22
Corporation Yards	Annual	4	4
Dry Cleaners	Annual	11	11
Electric/Electrical Components	Annual	73	73
Food Service (Includes 5 Food Stores)	Triennial	63	21
Landfills	Annual	0	0
Local Transit; Highway Transport	Annual	11	11
Machine Shops	Annual	33	33
Metal Manufacturing	Annual	4	4
Other- Agricultural Production Crops	Annual	1	1
Other- Amusement & Recreational Services	Annual	3	3
Other- Business Services	Annual	3	3
Other- Cabinetry	Annual	1	1
Other- Chemicals & Allied Products	Annual	4	4
Other- Communications	Annual	17	17
Other- Educational Services	Annual	1	1
Other- Electric, Gas & Sanitary Services	Annual	2	2
Other- Environmental Quality & Housing	Annual	14	14
Other- Executive, Legislative & General	Annual	2	2
Other- Hazardous Waste	Annual	1	1
Other- Health Services	Annual	27	27
Other- Hotel	Annual	2	2
Other- Instruments & Related Products	Annual	12	12
Other- Justice, Public Order and Safety	Annual	4	4
Other- Laboratories	Annual	6	6
Other- Lumber & Wood Products	Annual	1	1

Other- Miscellaneous Manufacturing	Annual	15	15
Other- Miscellaneous Retail	Annual	3	3
Other- Paper & Allied Products	Annual	1	1
Other- Photographic/Printing	Annual	13	13
Other- Plastics Manufacturing	Annual	1	1
Other- Special Trade Contractor	Annual	7	7
Other- Storage	Annual	7	7
Other- U.S. Postal Service Underground Storage Tank	Annual	1	1
Other- Underground Storage Tanks	Annual	17	17
Other- Veterinarian	Annual	5	5
Other- Welding/Iron Works	Annual	2	2
Other- Wholesale Trade, Durable Goods	Annual	3	3
Paint Facilities	Annual	0	0
Pesticide Facilities	Annual	0	0
Recycling Yards	Annual	0	0
<b>Total:</b>		<b>465</b>	<b>423</b>

**Mountain View**

Category	Frequency	# Facilities	Annual Goal
Auto Dismantlers	Not Applicable	0	0
Automotive (Auto Parts Sales)	Minimum – Every 3 yrs.	7	3
Automotive (Automotive Rental)	Annual	2	2
Automotive (Body Repair)	Annual	18	18
Automotive (Car Wash)	Annual	8	8
Automotive (Gas Station)	Annual	3	3
Automotive (Gas Station/Car Wash)	Annual	5	5
Automotive (Veh. Svce./Auto Parts Sales)	Annual	3	3
Automotive (Veh. Svce./Car Wash)	Annual	2	2
Automotive (Veh. Svce./Construction)	Annual	5	5
Automotive (Veh. Svce./Corp. Yard)	Annual	2	2
Automotive (Veh. Svce./Food Svce.)	Annual	1	1
Automotive (Veh. Svce./Gas Station)	Annual	11	11
Automotive (Veh. Svce./Govt. Building)	Annual	4	4
Automotive (Veh. Svce./Groundwater)	Annual	1	1
Automotive (Veh. Svce./Machine Shop)	Annual	2	2
Automotive (Veh. Svce./Metal Fab.)	Annual	1	1
Automotive (Veh. Svce./Pesticide Facility)	Annual	1	1
Automotive (Veh. Svce./Retail Sales)	Annual	2	2
Automotive (Veh. Svce./Vehicle Towing)	Annual	1	1
Automotive (Vehicle Service)	Annual	94	94
Automotive (Vehicle Towing)	Annual	1	1
Building Management	Minimum – Every 3 yrs.	2	2
Cabinetry	Minimum – Every 3 yrs.	2	2
Cleaning Services	Minimum – Every 3 yrs.	1	0
Communications	Minimum – Every 3 yrs.	5	5
Concrete/Stone/Clay Products	Not Applicable	0	0
Construction/Building	Minimum – Every 3 yrs.	19	19
Cooling Tower, Software	Annual	1	1
Corporation Yard	Minimum – Every 3 yrs.	5	5
Corporation Yard, Automotive (Veh. Svce./Car Wash)	Annual	1	1
Corporation Yard, Construction Building	Annual – Third Party	1	1
Corporation Yard, Pesticide Facility	Annual – Third Party.	1	1
Distribution	Minimum – Every 3 yrs.	1	0
Drinking Water Fluoridation	Minimum – Every 3 yrs.	7	0

Dry Cleaner	Minimum – Every 3 yrs.	17	5
Electrical & Electronic Components (40 CFR 469)	Not Applicable	0	0
Electronics Mfg.	Minimum – Every 3 yrs.	15	5
Electronics Testing	Minimum – Every 3 yrs.	8	2
Electroplating (40 CFR 413)	Annual	2	2
Engineering	Minimum – Every 3 yrs.	1	0
Facilities Maintenance	Minimum – Every 3 yrs.	1	0
Financial Services	Minimum – Every 3 yrs.	2	0
Flare Station	Minimum – Every 3 yrs.	1	0
Florist	Minimum – Every 3 yrs.	1	1
Food Service	DEH – Annual; (City- Every 3 years)	230	50
Government Building	Minimum – Every 3 yrs.	3	1
Groundwater	Not Applicable	12	0
Groundwater, Landfill	Annual – Third Party	1	1
Healthcare	Minimum – Every 3 yrs.	4	4
Industrial Coatings	Minimum – Every 3 yrs.	1	1
Industrial Gas Distribution	Minimum – Every 3 yrs.	2	1
Industrial Gas Purification	Minimum – Every 3 yrs.	1	0
Internet Security	Minimum – Every 3 yrs.	4	2
Lab, Electronics Mfg.	Annual	5	5
Lab, Electronics Testing	Minimum – Every 3 yrs.	1	0
Lab, Medical Device Mfg.	Minimum – Every 3 yrs.	16	11
Lab, Semiconductor Mfg.	Annual	1	1
Laboratory	Minimum – Every 3 yrs.	37	20
Machine Shop	Minimum – Every 3 yrs.	33	11
Machine Shop, Distribution	Minimum – Every 3 yrs.	1	0
Machine Shop, Electronics Mfg.	Annual	1	1
Machine Shop, Metal Fab	Minimum – Every 3 yrs.	1	0
Machine Shop, Plastics Mfg.	Annual	1	1
Medical and Dental Lab	Minimum – Every 3 yrs.	3	1
Medical Device Mfg.	Minimum – Every 3 yrs.	5	2
Metal Fabrication	Minimum – Every 3 yrs.	11	5
Metal Finishing	Annual	1	1
Metal Finishing (40 CFR 433)	Annual	5	5
Misc. - generators	Minimum – Every 3 yrs.	32	11
Movie Theatre	Minimum – Every 3 yrs.	1	1
Paint Facility	Minimum – Every 3 yrs.	4	2
Paint Sales	Minimum – Every 3 yrs.	3	1
Painting Contractor	Minimum – Every 3 yrs.	6	2
Paramedic Services	Minimum – Every 3 yrs.	1	0
Pesticide Facility	Minimum – Every 3 yrs.	1	1
Pharmaceutical Resch/Mfg. (40 CFR 439)	Annual	13	13
Photographic	Minimum – Every 3 yrs.	15	5
Photographic, >25K GPD	Annual	1	1
Photographic, Chiropractor	Minimum – Every 3 yrs.	4	2
Photographic, Lab	Minimum – Every 3 yrs.	3	1
Photographic, Medical Device Mfg.	Annual	1	1
Photographic, Medical or Dental Lab	Minimum – Every 3 yrs.	7	2
Photographic, Printer	Minimum – Every 3 yrs.	14	5
Photographic, Radiologist	Minimum – Every 3 yrs.	2	0
Photographic, Retail Sales	Minimum – Every 3 yrs.	8	2
Photographic, Retail Store	Minimum – Every 3 yrs.	1	0
Photographic, Veterinarian	Minimum – Every 3 yrs.	2	0
Piano Repair	Minimum – Every 3 yrs.	1	0
Plastics Mfg.	Minimum – Every 3 yrs.	2	1

Pool Service	Minimum – Every 3 yrs.	4	1
Printer	Minimum – Every 3 yrs.	9	3
Public Pool	Minimum – Every 3 yrs.	2	0
Pump Station	Minimum – Every 3 yrs.	7	0
Real Estate	Minimum – Every 3 yrs.	1	0
Recreation Center	Minimum – Every 3 yrs.	4	0
Residential	Minimum – Every 3 yrs.	4	0
Retail Sales	Minimum – Every 3 yrs.	5	2
School, Automotive (Veh. Svce.)	Minimum – Every 3 yrs.	1	1
School, Lab	Minimum – Every 3 yrs.	2	0
Semiconductor Mfg	Annual	2	2
Service Provider	Minimum – Every 3 yrs.	1	0
Software	Minimum – Every 3 yrs.	15	5
Soil Testing	Minimum – Every 3 yrs.	1	0
Spirits Distiller	Minimum – Every 3 yrs.	1	0
Storage	Minimum – Every 3 yrs.	8	3
Textiles	Minimum – Every 3 yrs.	1	0
Transportation	Minimum – Every 3 yrs.	1	0
Upholstery	Minimum – Every 3 yrs.	2	0
Veterinarian	Minimum – Every 3 yrs.	1	0
Web Hosting	Minimum – Every 3 yrs.	3	1
Wood Furniture	Minimum – Every 3 yrs.	1	1
<b>Total:</b>		<b>846</b>	<b>416</b>

### *Palo Alto*

Category	Frequency	# Facilities	Annual Goal
Auto Dismantlers	Not Applicable	2	2
Automotive (Non-permitted)	Annual	104	104
Automotive (Permitted)	Biannual	25	50
Cleaning Services	Not Applicable	0	0
Concrete/Stone/Clay Products	Not Applicable	0	0
Construction/Building	Not Applicable	0	0
Corporation Yards	Annual	1	1
Dry Cleaners	Annual	0	0
Electric/Electrical Components	Biannual	4	8
Food Service	Biennial	290	145
Landfills	Biannual	1	2
Local Transit; Highway Transport	Not Applicable	0	0
Machine Shops (Non-permitted)	Annual	6	6
Machine Shops (Permitted)	Not Applicable	1	2
Metal Manufacturing	Biannual	8	16
Other	As Required	12	24
Paint Facilities	Not Applicable	0	0
Pesticide Facilities	Not Applicable	0	0
Recycling yards	Annual	1	1
<b>Total:</b>		<b>455</b>	<b>361</b>

### *San Jose*

Category	Frequency	# Facilities	Annual Goal
<No matching category>	REFER TO ATTACHMENT	19	15
Airport		26	2
Auto Dismantlers		3	2
Automotive		1109	612
Chemical Manufacturing		9	5

Cleaning Services	253	246
Concrete/Stone/Clay Products	32	25
Construction/Building	17	8
Electric/Electrical Components	128	76
Food Service	2685	1025
Landfills	19	12
Machine Shops	80	36
Metal Manufacturing	84	31
Misc. Manufacturing (Food & Kindred Products)	70	25
Misc. Manufacturing (Medical)	2	1
Misc. Manufacturing (Other)	50	20
Misc. Manufacturing (Paper & Paperboard)	7	4
Misc. Manufacturing (Petroleum & Coal)	1	0
Misc. Manufacturing (Rubber & Plastics)	7	3
Misc. Manufacturing (Signs)	4	3
Other (Agricultural Production)	12	12
Other (Amusement Parks)	1	0
Other (Laundry)	3	0
Other (Medical and Dental Labs)	2	0
Other (Miscellaneous)	22	10
Other (Photographic/Printing)	72	63
Other (Research)	1	0
Other (Steam Electric Power Generation)	1	1
Other (Storage)	21	8
Other (Welding)	6	4
Paint Facilities	1	0
Pesticide Facilities	8	4
Recycling Yards	38	29
Transportation	282	209
Wood Furniture & Other Products	20	9
<b>Total:</b>	<b>5095</b>	<b>2500</b>

### *Sunnyvale*

Category	Frequency	# Facilities	Annual Goal
Auto Dismantlers	Biennial	1	1
Automotive	Biennial	176	88
Cleaning Services	Triennial	0	0
Concrete/Stone/Clay Products	Annual	1	1
Construction/Building	Triennial	9	3
Corporation Yards	Annual	1	1
Dry Cleaners	Triennial	7	3
Electric/Electrical Components	Annual	25	25
Food Service	Biennial	216	108
Landfills	Annual	1	1
Local Transit; Highway Transport	Biennial	0	0
Machine Shops	Triennial	19	9
Metal Manufacturing	Annual	16	16
Other	Triennial	132	44
Paint Facilities	Triennial	0	0
Pesticide Facilities	Annual	1	1
Recycling yards	Biennial	0	0
<b>Total:</b>		<b>605</b>	<b>301</b>

**West Valley Communities (Campbell)**

Category	Frequency	# Facilities	Annual Goal
Auto Dismantlers	Not Applicable	0	0
Automotive (includes subcategories of Auto Repair, Car washes and Gas stations)	Annual	145	123
Cleaning Services	Not Applicable	0	0
Concrete/Stone/Clay Products	Annual	1	1
Construction/Building	Annual	3	3
Corporation Yards	Annual	1	1
Dry Cleaner Facilities	Annual	10	8
Electric/Electrical Components	Not Applicable	0	0
Food Service/Restaurants	Annual	208	208
Landfills	Not Applicable	0	0
Local Transit/Highway Transport	Not Applicable	0	0
Machine Shops	Annual	26	22
Medical Facilities	Not Applicable	0	0
Metal Manufacturing Facilities	Not Applicable	0	0
Other	Annual	22	19
Paint Facilities	Annual	9	8
Pesticide Facilities	Annual	8	7
Photo/Print Facilities	Annual	18	15
Recycling Yards	Not Applicable	0	0
<b>Total:</b>		<b>451</b>	<b>415</b>

**West Valley Communities (Los Gatos)**

Category	Frequency	# Facilities	Annual Goal
Auto Dismantlers	Not Applicable	0	0
Automotive (includes subcategories of Auto Repair, Car washes and Gas stations)	Annual	48	43
Cleaning Services	Not Applicable	0	0
Concrete/Stone/Clay Products	Not Applicable	0	0
Construction/Building	Not Applicable	0	0
Corporation Yards	Annual	1	1
Dry Cleaner Facilities	Annual	12	11
Electric/Electrical Components	Not Applicable	0	0
Food Service/Restaurants	Annual	159	159
Landfills	Not Applicable	0	0
Local Transit/Highway Transport	Not Applicable	0	0
Machine Shops	Annual	1	1
Medical Facilities	Annual	2	2
Metal Manufacturing Facilities	Not Applicable	0	0
Other	Annual	19	17
Paint Facilities	Annual	1	1
Pesticide Facilities	Annual	3	3
Photo/Print Facilities	Annual	7	6
Recycling Yards	Not Applicable	0	0
<b>Total:</b>		<b>253</b>	<b>244</b>

**West Valley Communities (Monte Sereno)**

Category	Frequency	# Facilities	Annual Goal
*Monte Sereno does not have an IND inspection program.	Not Applicable	0	0
<b>Total:</b>		<b>0</b>	<b>0</b>

**West Valley Communities (Saratoga)**

Category	Frequency	# Facilities	Annual Goal
----------	-----------	--------------	-------------

Auto Dismantlers	Not Applicable	0	0
Automotive (includes subcategories of Auto Repair, Car washes and Gas stations)	Annual	5	5
Cleaning Services	Not Applicable	0	0
Concrete/Stone/Clay Products	Not Applicable	0	0
Construction/Building	Not Applicable	0	0
Corporation Yards	Not Applicable	0	0
Dry Cleaner Facilities	Annual	2	2
Electric/Electrical Components	Not Applicable	0	0
Food Service/Restaurants	Annual	66	66
Landfills	Not Applicable	0	0
Local Transit/Highway Transport	Not Applicable	0	0
Machine Shops	Not Applicable	0	0
Medical Facilities	Not Applicable	0	0
Metal Manufacturing Facilities	Not Applicable	0	0
Other	Annual	1	1
Paint Facilities	Annual	1	1
Pesticide Facilities	Not Applicable	0	0
Photo/Print Facilities	Not Applicable	0	0
Recycling Yards	Not Applicable	0	0
<b>Total:</b>		<b>75</b>	<b>75</b>

***Santa Clara Valley Water District***

Category	Frequency	# Facilities	Annual Goal
*SCVWD does not have an IND inspection program.	Not Applicable	0	0
<b>Total:</b>		<b>0</b>	<b>0</b>
<b>Grand Total:</b>		<b>8561</b>	<b>5038</b>

## IND Inspection Frequency Summary - City of Santa Clara

Category	Total	Frequencies				
		Variable	Annual	Biennial	Triennial	Non-Mandatory
Automotive	146	146	0	0	0	0
Food Service	423	423	0	0	0	0
Paint Facilities	0	0	0	0	0	0
Dry Cleaners	0	0	0	0	0	0
Cleaning Services	0	0	0	0	0	0
Pesticide Facilities	0	0	0	0	0	0
Machine Shops	18	0	3	15	0	0
Metal Manufacturing	49	0	7	10	0	32
Electric/Electrical Components	29	0	9	20	0	0
Construction/Building	39	0	0	0	1	38
Local Transit; Highway Transpo	10	0	8	1	1	0
Recycling yards	2	0	1	1	0	0
Auto Dismantlers	6	0	6	0	0	0
Concrete/Stone/Clay Products	3	0	3	0	0	0
Corporation Yards	1	0	1	0	0	0
Landfills	0	0	0	0	0	0
Other	20	0	8	11	1	0
<b>Total</b>	<b>746</b>	<b>569</b>	<b>46</b>	<b>58</b>	<b>3</b>	<b>70</b>

## CO-PERMITTEES

---

- A. *Cupertino***
- B. *Los Altos***
- C. *Los Altos Hills - No IND Program***
- D. *Milpitas***
- E. *Mountain View***
- F. *Palo Alto***
- G. *San Jose***
- H. *Santa Clara***
- I. *Sunnyvale***
- J. *West Valley Communities (Campbell, Los Gatos, Monte Sereno, Saratoga) - No IND Program in Monte Sereno***
- K. *Santa Clara County***
- L. *Santa Clara Valley Water District - No IND Program***



# Cupertino

## ICID Incident Summary Report

### *Cupertino*

ICID Incident Report Source	Number of Incidents
Illicit discharge inspectors	6
Interdepartmental	6
Other agency	2
Citizen Complaints	7
Other	2
<b>Total:</b>	<b>23</b>

ICID Incident Source	Number of Incidents
Residential	10
Industrial	1
Commercial	2
Food Facilities	8
Public facilities and Utilities	1
Other/unknown	1
<b>Total:</b>	<b>23</b>

ICID Incident Type	Number of Incidents
Allowable discharge	1
Complaint not found	2
Equipment cleaning	1
Food Facility Oil & grease discharge	4
Misc. incidents	3
Paint discharge	2
Pools/Spas/Fountains discharge	2
RV Waste discharge	1
Sanitary spill or leak	2
Surface cleaning discharge	4
Water line breaks	1
<b>Total:</b>	<b>23</b>

ICID Enforcement Action	Number of Incidents
No Action	4
Verbal Notice	16

## ICID Incident Summary Report

Warning Notice	2
Criminal Action	1
<hr/>	
<b>Total:</b>	<b>23</b>

## ICID Enforcement Action Summary by Incident Source

### *Cupertino*

ICID Incident Source	No Action	Verbal Notice	Warning Notice	Administrative Action	Administrative Action with Penalty	Referral to Enforcement	Criminal Action	Total
Commercial		1	1					2
Food Facilities		8						8
Industrial	1							1
Other/unknown	1							1
Public facilities and Utilities		1						1
Residential	2	6	1				1	10
<b>Total:</b>	<b>4</b>	<b>16</b>	<b>2</b>	<b>0</b>	<b>0</b>	<b>0</b>	<b>1</b>	<b>23</b>

## ICID Enforcement Action Summary by Incident Type

*Cupertino*

ICID Incident Type	No Action	Verbal Notice	Warning Notice	Administrative Action	Administrative Action with Penalty	Referral to Enforcement	Criminal Action	Total
Allowable discharge	1							1
Complaint not found	2							2
Equipment cleaning			1					1
Food Facility Oil & grease discharge		4						4
Misc. incidents		3						3
Paint discharge	1	1						2
Pools/Spas/Fountains discharge		1	1					2
RV Waste discharge							1	1
Sanitary spill or leak		2						2
Surface cleaning discharge		4						4
Water line breaks		1						1
<b>Total:</b>	<b>4</b>	<b>16</b>	<b>2</b>	<b>0</b>	<b>0</b>	<b>0</b>	<b>1</b>	<b>23</b>



# Los Altos

## ICID Incident Summary Report

### *Los Altos*

ICID Incident Report Source	Number of Incidents
Other agency	1
Citizen Complaints	10
<b>Total:</b>	<b>11</b>

ICID Incident Source	Number of Incidents
Residential	1
Commercial	1
Construction sites	1
Public facilities and Utilities	8
<b>Total:</b>	<b>11</b>

ICID Incident Type	Number of Incidents
Complaint not found	1
Dumping - hazardous	1
Sanitary spill or leak	8
Un-hardened cement discharge	1
<b>Total:</b>	<b>11</b>

ICID Enforcement Action	Number of Incidents
No Action	10
Criminal Action	1
<b>Total:</b>	<b>11</b>

## ICID Enforcement Action Summary by Incident Source

*Los Altos*

ICID Incident Source	No Action	Verbal Notice	Warning Notice	Administrative Action	Administrative Action with Penalty	Referral to Enforcement	Criminal Action	Total
Commercial							1	1
Construction sites	1							1
Public facilities and Utilities	8							8
Residential	1							1
<b>Total:</b>	<b>10</b>	<b>0</b>	<b>0</b>	<b>0</b>	<b>0</b>	<b>0</b>	<b>1</b>	<b>11</b>

## ICID Enforcement Action Summary by Incident Type

### *Los Altos*

ICID Incident Type	No Action	Verbal Notice	Warning Notice	Administrative Action	Administrative Action with Penalty	Referral to Enforcement	Criminal Action	Total
Complaint not found	1							1
Dumping - hazardous							1	1
Sanitary spill or leak	8							8
Un-hardened cement discharge	1							1
<b>Total:</b>	<b>10</b>	<b>0</b>	<b>0</b>	<b>0</b>	<b>0</b>	<b>0</b>	<b>1</b>	<b>11</b>

## IND Inspection Summary Report

### *Los Altos*

IND Facility Category	Number of Inspections
Automotive	17
<b>Total:</b>	<b>17</b>

IND Enforcement Action	Number of Inspections
No Action	17
<b>Total:</b>	<b>17</b>

## IND Inspection Summary Report

CoPermittee	Category	# Inspections	No Action	Level 1	Level 2	Level 3
<i>Los Altos</i>	Automotive	17	17			
	<b>Total:</b>	<b>17</b>	<b>17</b>	<b>0</b>	<b>0</b>	<b>0</b>



# Los Altos Hills

**No IND Program**

## ICID Incident Summary Report

### *Los Altos Hills*

ICID Incident Report Source	Number of Incidents
Citizen Complaints	24
<b>Total:</b>	<b>24</b>

ICID Incident Source	Number of Incidents
Construction Sites	3
Public facilities and Utilities	21
<b>Total:</b>	<b>24</b>

ICID Incident Type	Number of Incidents
Dumping - non-hazardous	1
Sanitary spill or leak	21
Un-hardened cement discharge	2
<b>Total:</b>	<b>24</b>

ICID Enforcement Action	Number of Incidents
No Action	21
Verbal Notice	3
<b>Total:</b>	<b>24</b>

## ICID Enforcement Action Summary by Incident Source

### *Los Altos Hills*

ICID Incident Source	No Action	Verbal Notice	Warning Notice	Administrative Action	Administrative Action with Penalty	Referral to Enforcement	Criminal Action	Total
Construction Sites		3						3
Public facilities and Utilities	21							21
<b>Total:</b>	<b>21</b>	<b>3</b>	<b>0</b>	<b>0</b>	<b>0</b>	<b>0</b>	<b>0</b>	<b>24</b>

## ICID Enforcement Action Summary by Incident Type

### *Los Altos Hills*

ICID Incident Type	No Action	Verbal Notice	Warning Notice	Administrative Action	Administrative Action with Penalty	Referral to Enforcement	Criminal Action	Total
Dumping - non-hazardous		1						1
Sanitary spill or leak	21							21
Un-hardened cement discharge		2						2
<b>Total:</b>	<b>21</b>	<b>3</b>	<b>0</b>	<b>0</b>	<b>0</b>	<b>0</b>	<b>0</b>	<b>24</b>



# Milpitas

## ICID Incident Summary Report

### *Milpitas*

ICID Incident Report Source	Number of Incidents
Illicit discharge inspectors	58
Interdepartmental	1
Citizen Complaints	4
Other	1
<b>Total:</b>	<b>64</b>

ICID Incident Source	Number of Incidents
Residential	1
Industrial	1
Commercial	1
Food Facilities	1
Public facilities and Utilities	58
Other/unknown	2
<b>Total:</b>	<b>64</b>

ICID Incident Type	Number of Incidents
Accidental spills	1
Food Facility Oil & grease discharge	1
Misc. incidents	1
Vehicle & equipment leaking	1
Vehicle washing	1
Water line breaks	59
<b>Total:</b>	<b>64</b>

ICID Enforcement Action	Number of Incidents
No Action	58
Verbal Notice	3
Warning Notice	2
Referral for Enforcement	1
<b>Total:</b>	<b>64</b>

## ICID Enforcement Action Summary by Incident Source

*Milpitas*

ICID Incident Source	No Action	Verbal Notice	Warning Notice	Administrative Action	Administrative Action with Penalty	Referral to Enforcement	Criminal Action	Total
Commercial		1						1
Food Facilities			1					1
Industrial		1						1
Other/unknown		1				1		2
Public facilities and Utilities	58							58
Residential			1					1
<b>Total:</b>	<b>58</b>	<b>3</b>	<b>2</b>	<b>0</b>	<b>0</b>	<b>1</b>	<b>0</b>	<b>64</b>

## ICID Enforcement Action Summary by Incident Type

*Milpitas*

ICID Incident Type	No Action	Verbal Notice	Warning Notice	Administrative Action	Administrative Action with Penalty	Referral to Enforcement	Criminal Action	Total
Accidental spills		1						1
Food Facility Oil & grease discharge			1					1
Misc. incidents						1		1
Vehicle & equipment leaking		1						1
Vehicle washing			1					1
Water line breaks	58	1						59
<b>Total:</b>	<b>58</b>	<b>3</b>	<b>2</b>	<b>0</b>	<b>0</b>	<b>1</b>	<b>0</b>	<b>64</b>

## IND Inspection Summary Report

### *Milpitas*

IND Facility Category	Number of Inspections
Automotive	48
Concrete/Stone/Clay Products	3
Construction/Building	15
Corporation Yards	4
Dry Cleaners	10
Electric/Electrical Components	53
Food Service	4
Local Transit; Highway Transport	10
Machine Shops	12
Other	177
Recycling yards	1
<b>Total:</b>	<b>337</b>

IND Enforcement Action	Number of Inspections
No Action	337
<b>Total:</b>	<b>337</b>

## IND Inspection Summary Report

CoPermittee	Category	# Inspections	No Action	Level 1	Level 2	Level 3
<i>Milpitas</i>						
	Automotive	48	48			
	Concrete/Stone/Clay Products	3	3			
	Construction/Building	15	15			
	Corporation Yards	4	4			
	Dry Cleaners	10	10			
	Electric/Electrical Components	53	53			
	Food Service	4	4			
	Local Transit; Highway Transport	10	10			
	Machine Shops	12	12			
	Other	177	177			
	Recycling yards	1	1			
	<b>Total:</b>	<b>337</b>	<b>337</b>	<b>0</b>	<b>0</b>	<b>0</b>



# Mountain View

## ICID Incident Summary Report

### *Mountain View*

ICID Incident Report Source	Number of Incidents
Illicit Discharge Inspectors	3
Interdepartmental	11
Citizen Complaints	60
<b>Total:</b>	<b>74</b>

ICID Incident Source	Number of Incidents
Residential	26
Industrial	7
Commercial	15
Food Facilities	2
Construction Sites	3
Public facilities and Utilities	2
Other/unknown	19
<b>Total:</b>	<b>74</b>

ICID Incident Type	Number of Incidents
Abandoned drums discharge	10
Accidental spills	13
Allowable discharge	2
Carpet cleaning discharge	1
Complaint not found	2
Dumping - non-hazardous	1
Dumpster discharge	1
Food Facility Oil & grease discharge	1
Grey water discharge	1
Misc. incidents	3
Paint discharge	1
Pools/Spas/Fountains discharge	1
RV Waste discharge	1
Sanitary spill or leak	13
Surface cleaning discharge	1
Un-hardened cement discharge	2

## ICID Incident Summary Report

Used oil dumping	1
Vehicle & equipment leaking	19
<hr/>	
<b>Total:</b>	<b>74</b>

<b>ICID Enforcement Action</b>	<b>Number of Incidents</b>
No Action	54
Verbal Notice	15
Warning Notice	4
Administrative Action with Penalty &/or Fine	1
<hr/>	
<b>Total:</b>	<b>74</b>

## ICID Enforcement Action Summary by Incident Source

### *Mountain View*

ICID Incident Source	No Action	Verbal Notice	Warning Notice	Administrative Action	Administrative Action with Penalty	Referral to Enforcement	Criminal Action	Total
Commercial	9	5	1					15
Construction Sites		3						3
Food Facilities		1	1					2
Industrial	6	1						7
Other/unknown	19							19
Public facilities and Utilities	2							2
Residential	18	5	2		1			26
<b>Total:</b>	<b>54</b>	<b>15</b>	<b>4</b>	<b>0</b>	<b>1</b>	<b>0</b>	<b>0</b>	<b>74</b>

## ICID Enforcement Action Summary by Incident Type

### *Mountain View*

ICID Incident Type	No Action	Verbal Notice	Warning Notice	Administrative Action	Administrative Action with Penalty	Referral to Enforcement	Criminal Action	Total
Abandoned drums discharge	9	1						10
Accidental spills	12	1						13
Allowable discharge	2							2
Carpet cleaning discharge	1							1
Complaint not found	2							2
Dumping - non-hazardous	1							1
Dumpster discharge		1						1
Food Facility Oil & grease discharge			1					1
Grey water discharge		1						1
Misc. incidents		2	1					3
Paint discharge					1			1
Pools/Spas/Fountains discharge		1						1
RV Waste discharge		1						1
Sanitary spill or leak	10	3						13
Surface cleaning discharge		1						1
Un-hardened cement discharge		2						2
Used oil dumping			1					1
Vehicle & equipment leaking	17	1	1					19
<b>Total:</b>	<b>54</b>	<b>15</b>	<b>4</b>	<b>0</b>	<b>1</b>	<b>0</b>	<b>0</b>	<b>74</b>

## IND Inspection Summary Report

### *Mountain View*

IND Facility Category	Number of Inspections
Automotive	167
Construction/Building	4
Corporation Yards	1
Electric/Electrical Components	3
Food Service	193
Machine Shops	4
Metal Manufacturing	1
Other	26
Pesticide Facilities	1
<b>Total:</b>	<b>400</b>

IND Enforcement Action	Number of Inspections
No Action	150
Level 1	249
Level 3	1
<b>Total:</b>	<b>400</b>

## IND Inspection Summary Report

CoPermittee	Category	# Inspections	No Action	Level 1	Level 2	Level 3
<i>Mountain View</i>						
	Automotive	167	28	138		1
	Construction/Building	4		4		
	Corporation Yards	1		1		
	Electric/Electrical Components	3	2	1		
	Food Service	193	96	97		
	Machine Shops	4	2	2		
	Metal Manufacturing	1	1			
	Other	26	21	5		
	Pesticide Facilities	1		1		
	<b>Total:</b>	<b>400</b>	<b>150</b>	<b>249</b>	<b>0</b>	<b>1</b>



# Palo Alto

## ICID Incident Summary Report

### *Palo Alto*

ICID Incident Report Source	Number of Incidents
Illicit discharge inspectors	111
Interdepartmental	50
Citizen Complaints	18
Other	1
<b>Total:</b>	<b>180</b>

ICID Incident Source	Number of Incidents
Residential	16
Industrial	1
Commercial	13
Food Facilities	15
Construction Sites	123
Public facilities and Utilities	6
Other/unknown	6
<b>Total:</b>	<b>180</b>

ICID Incident Type	Number of Incidents
Abandoned drums discharge	1
Accidental spills	2
Allowable discharge	2
Complaint not found	8
Dewatering	17
Dumping - non-hazardous	5
Equipment cleaning	3
Food Facility Oil & grease discharge	6
Grey water discharge	6
Landscape material dumping	1
Misc. incidents	96
Paint discharge	1
Pools/Spas/Fountains discharge	2
Sanitary spill or leak	4
Saw cutting slurry discharge	2

## ICID Incident Summary Report

Tracking soil	8
Un-hardened cement discharge	11
Vehicle & equipment leaking	4
Water line breaks	1
<hr/>	
<b>Total:</b>	<b>180</b>

<b>ICID Enforcement Action</b>	<b>Number of Incidents</b>
No Action	79
Verbal Notice	54
Warning Notice	29
Administrative Action	5
Administrative Action with Penalty &/or Fine	12
Referral for Enforcement	1
<hr/>	
<b>Total:</b>	<b>180</b>

## ICID Enforcement Action Summary by Incident Source

*Palo Alto*

ICID Incident Source	No Action	Verbal Notice	Warning Notice	Administrative Action	Administrative Action with Penalty	Referral to Enforcement	Criminal Action	Total
Commercial	4	6	2		1			13
Construction Sites	49	38	24	4	8			123
Food Facilities	4	8	2		1			15
Industrial	1							1
Other/unknown	6							6
Public facilities and Utilities	5	1						6
Residential	10	1	1	1	2	1		16
<b>Total:</b>	<b>79</b>	<b>54</b>	<b>29</b>	<b>5</b>	<b>12</b>	<b>1</b>	<b>0</b>	<b>180</b>

## ICID Enforcement Action Summary by Incident Type

*Palo Alto*

ICID Incident Type	No Action	Verbal Notice	Warning Notice	Administrative Action	Administrative Action with Penalty	Referral to Enforcement	Criminal Action	Total
Abandoned drums discharge	1							1
Accidental spills		2						2
Allowable discharge	2							2
Complaint not found	7	1						8
Dewatering	5	7	2	1	2			17
Dumping - non-hazardous	4			1				5
Equipment cleaning			3					3
Food Facility Oil & grease discharge		5			1			6
Grey water discharge	1	3	2					6
Landscape material dumping			1					1
Misc. incidents	51	26	14		5			96
Paint discharge	1							1
Pools/Spas/Fountains discharge		1		1				2
Sanitary spill or leak	2				2			4
Saw cutting slurry discharge	1			1				2
Tracking soil	1	6	1					8
Un-hardened cement discharge		3	6		2			11
Vehicle & equipment leaking	2			1		1		4
Water line breaks	1							1
<b>Total:</b>	<b>79</b>	<b>54</b>	<b>29</b>	<b>5</b>	<b>12</b>	<b>1</b>	<b>0</b>	<b>180</b>

## IND Inspection Summary Report

### *Palo Alto*

IND Facility Category	Number of Inspections
Automotive	118
Construction/Building	2
Corporation Yards	2
Electric/Electrical Components	1
Food Service	45
Metal Manufacturing	6
Other	77
<b>Total:</b>	<b>251</b>

IND Enforcement Action	Number of Inspections
No Action	220
Level 1	30
Level 3	1
<b>Total:</b>	<b>251</b>

## IND Inspection Summary Report

CoPermittee	Category	# Inspections	No Action	Level 1	Level 2	Level 3
<i>Palo Alto</i>						
	Automotive	118	116	2		
	Construction/Building	2	1	1		
	Corporation Yards	2	1	1		
	Electric/Electrical Components	1	1			
	Food Service	45	36	8		1
	Metal Manufacturing	6	5	1		
	Other	77	60	17		
	<b>Total:</b>	<b>251</b>	<b>220</b>	<b>30</b>	<b>0</b>	<b>1</b>



# San Jose

## ICID Incident Summary Report

### *San Jose*

ICID Incident Report Source	Number of Incidents
Illicit discharge inspectors	12
Interdepartmental	294
Other agency	33
Citizen Complaints	434
Other	56
<b>Total:</b>	<b>829</b>

ICID Incident Source	Number of Incidents
Residential	371
Industrial	32
Commercial	102
Automotive Facilities	127
Food Facilities	71
Construction Sites	73
Public Facilities and Utilities	53
<b>Total:</b>	<b>829</b>

ICID Incident Type	Number of Incidents
Abandoned drums discharge	27
Accidental spills	25
Allowable discharge	18
Carpet cleaning discharge	8
Complaint not found	13
Cooling water discharge	4
Dewatering	10
Dumping - hazardous	20
Dumping - non-hazardous	61
Dumpster discharge	4
Equipment cleaning	17
Food Facility Oil & grease discharge	17
Grey water discharge	48
Illicit connections	11

## ICID Incident Summary Report

Landscape material dumping	19
Misc. incidents	25
Paint discharge	28
Pools/Spas/Fountains discharge	17
RV Waste discharge	5
Sanitary spill or leak	36
Saw cutting slurry discharge	6
Surface cleaning discharge	47
Tracking soil	45
Un-hardened cement discharge	28
Used oil dumping	54
Vehicle & equipment leaking	152
Vehicle repair	47
Vehicle washing	30
Water line breaks	7
<b>Total: 829</b>	

ICID Enforcement Action	Number of Incidents
No Action	283
Verbal Notice	244
Warning Notice	302
<b>Total: 829</b>	

## ICID Enforcement Action Summary by Incident Source

*San Jose*

ICID Incident Source	No Action	Verbal Notice	Warning Notice	Administrative Action	Administrative Action with Penalty	Referral to Enforcement	Criminal Action	Total
Automotive Facilities	54	17	56					127
Commercial	41	18	43					102
Construction Sites	13	24	36					73
Food Facilities	7	20	44					71
Industrial	9	13	10					32
Public Facilities and Utilities	19	25	9					53
Residential	140	127	104					371
<b>Total:</b>	<b>283</b>	<b>244</b>	<b>302</b>	<b>0</b>	<b>0</b>	<b>0</b>	<b>0</b>	<b>829</b>

## ICID Enforcement Action Summary by Incident Type

*San Jose*

ICID Incident Type	No Action	Verbal Notice	Warning Notice	Administrative Action	Administrative Action with Penalty	Referral to Enforcement	Criminal Action	Total
Abandoned drums discharge	18	5	4					27
Accidental spills	7	9	9					25
Allowable discharge	9	8	1					18
Carpet cleaning discharge	1	4	3					8
Complaint not found	10	3						13
Cooling water discharge	2		2					4
Dewatering	3	3	4					10
Dumping - hazardous	5	12	3					20
Dumping - non-hazardous	29	12	20					61
Dumpster discharge	3		1					4
Equipment cleaning	3	4	10					17
Food Facility Oil & grease discharge		4	13					17
Grey water discharge	9	12	27					48
Illicit connections	9		2					11
Landscape material dumping	3	10	6					19
Misc. incidents	15	6	4					25
Paint discharge	9	7	12					28
Pools/Spas/Fountains discharge	4	8	5					17
RV Waste discharge	2		3					5
Sanitary spill or leak	15	14	7					36
Saw cutting slurry discharge	2		4					6
Surface cleaning discharge	11	14	22					47
Tracking soil	7	17	21					45
Un-hardened cement discharge	6	3	19					28
Used oil dumping	19	19	16					54
Vehicle & equipment leaking	49	48	55					152
Vehicle repair	17	13	17					47
Vehicle washing	14	5	11					30
Water line breaks	2	4	1					7
<b>Total:</b>	<b>283</b>	<b>244</b>	<b>302</b>	<b>0</b>	<b>0</b>	<b>0</b>	<b>0</b>	<b>829</b>

## IND Inspection Summary Report

### *San Jose*

IND Facility Category	Number of Inspections
Airport	3
Auto Dismantlers	4
Automotive	491
Chemical Manufacturing	6
Cleaning Services	5
Concrete/Stone/Clay Products	120
Construction/Building	9
Dry Cleaners	56
Electric/Electrical Components	94
Food Service	1564
Landfills	10
Machine Shops	98
Metal Manufacturing	59
Misc. Manufacturing	127
Other	127
Paint Facilities	1
Pesticide Facilities	3
Recycling Yards	21
Transportation	191
Wood Furniture & Other Products	17
<b>Total:</b>	<b>3006</b>

IND Enforcement Action	Number of Inspections
No Action	1704
Level 1	1039
Level 2	263
<b>Total:</b>	<b>3006</b>

## IND Inspection Summary Report

CoPermittee	Category	# Inspections	No Action	Level 1	Level 2	Level 3
<i>San Jose</i>						
	Airport	3	1	2		
	Auto Dismantlers	4	2	1	1	
	Automotive	491	297	155	39	
	Chemical Manufacturing	6	5	1		
	Cleaning Services	5	3	2		
	Concrete/Stone/Clay Products	120	103	16	1	
	Construction/Building	9	6	3		
	Dry Cleaners	56	45	11		
	Electric/Electrical Components	94	78	16		
	Food Service	1564	695	671	198	
	Landfills	10	8	1	1	
	Machine Shops	98	67	28	3	
	Metal Manufacturing	59	32	26	1	
	Misc. Manufacturing	127	89	34	4	
	Other	127	105	16	6	
	Paint Facilities	1			1	
	Pesticide Facilities	3	3			
	Recycling Yards	21	4	15	2	
	Transportation	191	153	32	6	
	Wood Furniture & Other Products	17	8	9		
<b>Total:</b>		<b>3006</b>	<b>1704</b>	<b>1039</b>	<b>263</b>	<b>0</b>



# Santa Clara

## ICID Incident Summary Report

### *Santa Clara (City)*

ICID Incident Report Source	Number of Incidents
Illicit discharge inspectors	43
Interdepartmental	120
Other agency	3
Citizen Complaints	9
<b>Total:</b>	<b>175</b>

ICID Incident Source	Number of Incidents
Residential	42
Industrial	11
Commercial	12
Automotive Facilities	11
Food Facilities	15
Construction Sites	82
Public facilities and Utilities	1
Other/unknown	1
<b>Total:</b>	<b>175</b>

ICID Incident Type	Number of Incidents
Abandoned drums discharge	1
Accidental spills	4
Carpet cleaning discharge	4
Dewatering	1
Dumping - hazardous	2
Dumping - non-hazardous	4
Equipment cleaning	3
Food Facility Oil & grease discharge	6
Grey water discharge	8
Landscape material dumping	14
Misc. incidents	18
Paint discharge	5
Pools/Spas/Fountains discharge	2
RV Waste discharge	2

## ICID Incident Summary Report

Sanitary spill or leak	2
Saw cutting slurry discharge	8
Surface cleaning discharge	1
Tracking soil	8
Un-hardened cement discharge	63
Used oil dumping	1
Vehicle & equipment leaking	5
Vehicle repair	8
Vehicle washing	5
<hr/>	
<b>Total:</b>	<b>175</b>

ICID Enforcement Action	Number of Incidents
Verbal Notice	44
Warning Notice	77
Administrative Action	22
Administrative Action with Penalty &/or Fine	24
Criminal Action	2
Referral for Enforcement	6
<hr/>	
<b>Total:</b>	<b>175</b>

## ICID Enforcement Action Summary by Incident Source

### *Santa Clara (City)*

ICID Incident Source	No Action	Verbal Notice	Warning Notice	Administrative Action	Administrative Action with Penalty	Referral to Enforcement	Criminal Action	Total
Automotive Facilities		2	6	2	1			11
Commercial		1	6	1	3	1		12
Construction Sites		22	41	7	8	3	1	82
Food Facilities		4	2	6	3			15
Industrial			3	1	4	2	1	11
Other/unknown		1						1
Public facilities & Utilities			1					1
Residential		14	18	5	5			42
<b>Total:</b>	<b>0</b>	<b>44</b>	<b>77</b>	<b>22</b>	<b>24</b>	<b>6</b>	<b>2</b>	<b>175</b>

## ICID Enforcement Action Summary by Incident Type

*Santa Clara (City)*

ICID Incident Type	No Action	Verbal Notice	Warning Notice	Administrative Action	Administrative Action with Penalty	Referral to Enforcement	Criminal Action	Total
Abandoned drums discharge					1			1
Accidental spills		1			2	1		4
Carpet cleaning discharge			3		1			4
Dewatering					1			1
Dumping - hazardous						1	1	2
Dumping - non-hazardous		1	2		1			4
Equipment cleaning		1	2					3
Food Facility Oil & grease discharge				5	1			6
Grey water discharge		1	3	2	2			8
Landscape material dumping		4	8	1	1			14
Misc. incidents		4	8	4	1	1		18
Paint discharge		1	2		2			5
Pools/Spas/Fountains discharge		2						2
RV Waste discharge		1			1			2
Sanitary spill or leak		2						2
Saw cutting slurry discharge			6	1			1	8
Surface cleaning discharge			1					1
Tracking soil		2	3	1	2			8
Un-hardened cement discharge		19	31	5	5	3		63
Used oil dumping		1						1
Vehicle & equipment leaking		2	1		2			5
Vehicle repair		2	4	1	1			8
Vehicle washing			3	2				5
<b>Total:</b>	<b>0</b>	<b>44</b>	<b>77</b>	<b>22</b>	<b>24</b>	<b>6</b>	<b>2</b>	<b>175</b>

## IND Inspection Summary Report

### *Santa Clara (City)*

IND Facility Category	Number of Inspections
Auto Dismantlers	5
Concrete/Stone/Clay Products	4
Electric/Electrical Components	23
Food Service	271
Local Transit; Highway Transport	8
Machine Shops	4
Metal Manufacturing	11
Other	10
Recycling yards	3
<b>Total:</b>	<b>339</b>

IND Enforcement Action	Number of Inspections
No Action	254
Level 1	66
Level 2	13
Level 3	6
<b>Total:</b>	<b>339</b>

## IND Inspection Summary Report

CoPermittee	Category	# Inspections	No Action	Level 1	Level 2	Level 3
<i>Santa Clara (City)</i>						
	Auto Dismantlers	5	4			1
	Concrete/Stone/Clay Products	4	3	1		
	Electric/Electrical Components	23	14	9		
	Food Service	271	209	44	13	5
	Local Transit; Highway Transport	8	5	3		
	Machine Shops	4	4			
	Metal Manufacturing	11	6	5		
	Other	10	7	3		
	Recycling yards	3	2	1		
	<b>Total:</b>	<b>339</b>	<b>254</b>	<b>66</b>	<b>13</b>	<b>6</b>



# Sunnyvale

---

## ICID Incident Summary Report

### *Sunnyvale*

ICID Incident Report Source	Number of Incidents
Illicit discharge inspectors	1
Interdepartmental	16
Citizen Complaints	16
Other	2
<b>Total:</b>	<b>35</b>

ICID Incident Source	Number of Incidents
Residential	20
Industrial	1
Automotive Facilities	2
Food Facilities	2
Construction Sites	8
Other/unknown	2
<b>Total:</b>	<b>35</b>

ICID Incident Type	Number of Incidents
Grey water discharge	4
Misc. incidents	4
Pools/Spas/Fountains discharge	3
Sanitary spill or leak	7
Saw cutting slurry discharge	2
Surface cleaning discharge	1
Un-hardened cement discharge	5
Used oil dumping	1
Vehicle & equipment leaking	6
Vehicle repair	1
Vehicle washing	1
<b>Total:</b>	<b>35</b>

ICID Enforcement Action	Number of Incidents
No Action	10
Verbal Notice	19
Warning Notice	2

## ICID Incident Summary Report

Administrative Action	2
Referral for Enforcement	2
<hr/>	
<b>Total:</b>	<b>35</b>

## ICID Enforcement Action Summary by Incident Source

### *Sunnyvale*

ICID Incident Source	No Action	Verbal Notice	Warning Notice	Administrative Action	Administrative Action with Penalty	Referral to Enforcement	Criminal Action	Total
Automotive Facilities		2						2
Construction Sites	3	4	1					8
Food Facilities		1		1				2
Industrial						1		1
Other/unknown	2							2
Residential	5	12	1	1		1		20
<b>Total:</b>	<b>10</b>	<b>19</b>	<b>2</b>	<b>2</b>	<b>0</b>	<b>2</b>	<b>0</b>	<b>35</b>

## ICID Enforcement Action Summary by Incident Type

*Sunnyvale*

ICID Incident Type	No Action	Verbal Notice	Warning Notice	Administrative Action	Administrative Action with Penalty	Referral to Enforcement	Criminal Action	Total
Grey water discharge		2	1	1				4
Misc. incidents	2	1				1		4
Pools/Spas/Fountains discharge		3						3
Sanitary spill or leak	3	2		1		1		7
Saw cutting slurry discharge	1		1					2
Surface cleaning discharge		1						1
Un-hardened cement discharge	1	4						5
Used oil dumping	1							1
Vehicle & equipment leaking	2	4						6
Vehicle repair		1						1
Vehicle washing		1						1
<b>Total:</b>	<b>10</b>	<b>19</b>	<b>2</b>	<b>2</b>	<b>0</b>	<b>2</b>	<b>0</b>	<b>35</b>

## IND Inspection Summary Report

### *Sunnyvale*

IND Facility Category	Number of Inspections
Automotive	65
Cleaning Services	1
Construction/Building	12
Dry Cleaners	10
Electric/Electrical Components	3
Food Service	357
Machine Shops	11
Other	88
<b>Total:</b>	<b>547</b>

IND Enforcement Action	Number of Inspections
No Action	519
Level 1	28
<b>Total:</b>	<b>547</b>

## IND Inspection Summary Report

CoPermittee	Category	# Inspections	No Action	Level 1	Level 2	Level 3
<i>Sunnyvale</i>						
	Automotive	65	59	6		
	Cleaning Services	1	1			
	Construction/Building	12	10	2		
	Dry Cleaners	10	10			
	Electric/Electrical Components	3	3			
	Food Service	357	338	19		
	Machine Shops	11	10	1		
	Other	88	88			
	<b>Total:</b>	<b>547</b>	<b>519</b>	<b>28</b>	<b>0</b>	<b>0</b>



# **WEST VALLEY COMMUNITIES**

Campbell  
Los Gatos  
Monte Sereno  
Saratoga

**Monte Sereno –  
NO IND Program**

## ICID Incident Summary Report

### *West Valley Communities (Campbell)*

ICID Incident Report Source	Number of Incidents
Illicit discharge inspectors	1
Interdepartmental	9
Other agency	3
Citizen Complaints	3
Other	3

**Total: 19**

ICID Incident Source	Number of Incidents
Residential	2
Commercial	13
Food Facilities	1
Construction Sites	2
Public facilities and Utilities	1

**Total: 19**

ICID Incident Type	Number of Incidents
Accidental spills	4
Complaint not found	5
Dumping - hazardous	1
Dumping - non-hazardous	1
Food Facility Oil & grease discharge	1
Grey water discharge	3
Pools/Spas/Fountains discharge	1
Sanitary spill or leak	1
Vehicle & equipment leaking	2

**Total: 19**

ICID Enforcement Action	Number of Incidents
No Action	11
Verbal Notice	6
Warning Notice	2

**Total: 19**

## ICID Enforcement Action Summary by Incident Source

### *West Valley Communities (Campbell)*

ICID Incident Source	No Action	Verbal Notice	Warning Notice	Administrative Action	Administrative Action with Penalty	Referral to Enforcement	Criminal Action	Total
Commercial	9	3	1					13
Construction Sites	1	1						2
Food Facilities			1					1
Public facilities and Utilities	1							1
Residential		2						2
<b>Total:</b>	<b>11</b>	<b>6</b>	<b>2</b>	<b>0</b>	<b>0</b>	<b>0</b>	<b>0</b>	<b>19</b>

## ICID Enforcement Action Summary by Incident Type

### *West Valley Communities (Campbell)*

ICID Incident Type	No Action	Verbal Notice	Warning Notice	Administrative Action	Administrative Action with Penalty	Referral to Enforcement	Criminal Action	Total
Accidental spills	3		1					4
Complaint not found	4	1						5
Dumping - hazardous		1						1
Dumping - non-hazardous		1						1
Food Facility Oil & grease discharge			1					1
Grey water discharge	2	1						3
Pools/Spas/Fountains discharge		1						1
Sanitary spill or leak	1							1
Vehicle & equipment leaking	1	1						2
<b>Total:</b>	<b>11</b>	<b>6</b>	<b>2</b>	<b>0</b>	<b>0</b>	<b>0</b>	<b>0</b>	<b>19</b>

## IND Inspection Summary Report

### *West Valley Communities (Campbell)*

IND Facility Category	Number of Inspections
Automotive	181
Concrete/Stone/Clay Products	1
Construction/Building	22
Corporation Yards	2
Dry Cleaners	8
Electric/Electrical Components	3
Food Service	22
Machine Shops	23
Metal Manufacturing	1
Other	74
Paint Facilities	6
Pesticide Facilities	7
<b>Total:</b>	<b>350</b>

IND Enforcement Action	Number of Inspections
No Action	314
Level 1	36
<b>Total:</b>	<b>350</b>

## IND Inspection Summary Report

CoPermittee	Category	# Inspections	No Action	Level 1	Level 2	Level 3
<i>West Valley Communities (Campbell)</i>						
	Automotive	181	159	22		
	Concrete/Stone/Clay Products	1		1		
	Construction/Building	22	21	1		
	Corporation Yards	2	1	1		
	Dry Cleaners	8	6	2		
	Electric/Electrical Components	3	3			
	Food Service	22	16	6		
	Machine Shops	23	23			
	Metal Manufacturing	1	1			
	Other	74	72	2		
	Paint Facilities	6	6			
	Pesticide Facilities	7	6	1		
<b>Total:</b>		<b>350</b>	<b>314</b>	<b>36</b>	<b>0</b>	<b>0</b>

## ICID Incident Summary Report

### *West Valley Communities (Los Gatos)*

ICID Incident Report Source	Number of Incidents
Illicit discharge inspectors	1
Interdepartmental	25
Other agency	4
Citizen Complaints	11
Other	6
<b>Total:</b>	<b>47</b>

ICID Incident Source	Number of Incidents
Residential	12
Commercial	6
Automotive Facilities	4
Food Facilities	3
Construction Sites	17
Public facilities and Utilities	4
Other/unknown	1
<b>Total:</b>	<b>47</b>

ICID Incident Type	Number of Incidents
Accidental spills	1
Allowable discharge	3
Complaint not found	4
Dumping - hazardous	1
Dumping - non-hazardous	1
Equipment cleaning	1
Grey water discharge	1
Landscape material dumping	7
Misc. incidents	15
Paint discharge	2
Sanitary spill or leak	1
Saw cutting slurry discharge	2
Surface cleaning discharge	1
Tracking soil	3

## ICID Incident Summary Report

Vehicle washing	4
<b>Total:</b>	<b>47</b>

ICID Enforcement Action	Number of Incidents
No Action	23
Verbal Notice	17
Warning Notice	7
<b>Total:</b>	<b>47</b>

## ICID Enforcement Action Summary by Incident Source

### *West Valley Communities (Los Gatos)*

ICID Incident Source	No Action	Verbal Notice	Warning Notice	Administrative Action	Administrative Action with Penalty	Referral to Enforcement	Criminal Action	Total
Automotive Facilities	1	3						4
Commercial	3	3						6
Construction Sites	5	7	5					17
Food Facilities	1	2						3
Other/unknown	1							1
Public facilities and Utilities	4							4
Residential	8	2	2					12
<b>Total:</b>	<b>23</b>	<b>17</b>	<b>7</b>	<b>0</b>	<b>0</b>	<b>0</b>	<b>0</b>	<b>47</b>

## ICID Enforcement Action Summary by Incident Type

### *West Valley Communities (Los Gatos)*

ICID Incident Type	No Action	Verbal Notice	Warning Notice	Administrative Action	Administrative Action with Penalty	Referral to Enforcement	Criminal Action	Total
Accidental spills		1						1
Allowable discharge	2		1					3
Complaint not found	4							4
Dumping - hazardous	1							1
Dumping - non-hazardous	1							1
Equipment cleaning		1						1
Grey water discharge		1						1
Landscape material dumping	2	2	3					7
Misc. incidents	8	5	2					15
Paint discharge	2							2
Sanitary spill or leak	1							1
Saw cutting slurry discharge		1	1					2
Surface cleaning discharge	1							1
Tracking soil		3						3
Vehicle washing	1	3						4
<b>Total:</b>	<b>23</b>	<b>17</b>	<b>7</b>	<b>0</b>	<b>0</b>	<b>0</b>	<b>0</b>	<b>47</b>

## IND Inspection Summary Report

### *West Valley Communities (Los Gatos)*

IND Facility Category	Number of Inspections
Automotive	61
Construction/Building	3
Dry Cleaners	12
Food Service	9
Local Transit; Highway Transport	2
Machine Shops	1
Other	38
Pesticide Facilities	4
<b>Total:</b>	<b>130</b>

IND Enforcement Action	Number of Inspections
No Action	120
Level 1	9
Level 2	1
<b>Total:</b>	<b>130</b>

## IND Inspection Summary Report

CoPermittee	Category	# Inspections	No Action	Level 1	Level 2	Level 3
<i>West Valley Communities (Los Gatos)</i>						
	Automotive	61	57	4		
	Construction/Building	3	2		1	
	Dry Cleaners	12	10	2		
	Food Service	9	6	3		
	Local Transit; Highway Transport	2	2			
	Machine Shops	1	1			
	Other	38	38			
	Pesticide Facilities	4	4			
	<b>Total:</b>	<b>130</b>	<b>120</b>	<b>9</b>	<b>1</b>	<b>0</b>

## ICID Incident Summary Report

### *West Valley Communities (Monte Sereno)*

ICID Incident Report Source	Number of Incidents
Interdepartmental	4
Citizen Complaints	2
<b>Total:</b>	<b>6</b>

ICID Incident Source	Number of Incidents
Residential	2
Construction Sites	3
Other/unknown	1
<b>Total:</b>	<b>6</b>

ICID Incident Type	Number of Incidents
Dewatering	1
Dumping - non-hazardous	1
Landscape material dumping	1
Misc. incidents	2
Paint discharge	1
<b>Total:</b>	<b>6</b>

ICID Enforcement Action	Number of Incidents
No Action	5
Verbal Notice	1
<b>Total:</b>	<b>6</b>

## ICID Enforcement Action Summary by Incident Source

### *West Valley Communities (Monte Sereno)*

ICID Incident Source	No Action	Verbal Notice	Warning Notice	Administrative Action	Administrative Action with Penalty	Referral to Enforcement	Criminal Action	Total
Construction Sites	3							3
Other/unknown	1							1
Residential	1	1						2
<b>Total:</b>	<b>5</b>	<b>1</b>	<b>0</b>	<b>0</b>	<b>0</b>	<b>0</b>	<b>0</b>	<b>6</b>

## ICID Enforcement Action Summary by Incident Type

*West Valley Communities (Monte Sereno)*

ICID Incident Type	No Action	Verbal Notice	Warning Notice	Administrative Action	Administrative Action with Penalty	Referral to Enforcement	Criminal Action	Total
Dewatering	1							1
Dumping - non-hazardous	1							1
Landscape material dumping	1							1
Misc. incidents	2							2
Paint discharge		1						1
<b>Total:</b>	<b>5</b>	<b>1</b>	<b>0</b>	<b>0</b>	<b>0</b>	<b>0</b>	<b>0</b>	<b>6</b>

## ICID Incident Summary Report

### *West Valley Communities (Saratoga)*

ICID Incident Report Source	Number of Incidents
Interdepartmental	5
Citizen Complaints	4
Other	3
<b>Total:</b>	<b>12</b>

ICID Incident Source	Number of Incidents
Residential	6
Construction Sites	6
<b>Total:</b>	<b>12</b>

ICID Incident Type	Number of Incidents
Complaint not found	1
Misc. incidents	1
Pools/Spas/Fountains discharge	5
Tracking soil	2
Un-hardened cement discharge	2
Vehicle & equipment leaking	1
<b>Total:</b>	<b>12</b>

ICID Enforcement Action	Number of Incidents
No Action	6
Verbal Notice	3
Warning Notice	3
<b>Total:</b>	<b>12</b>

## ICID Enforcement Action Summary by Incident Source

### *West Valley Communities (Saratoga)*

ICID Incident Source	No Action	Verbal Notice	Warning Notice	Administrative Action	Administrative Action with Penalty	Referral to Enforcement	Criminal Action	Total
Construction Sites	3	2	1					6
Residential	3	1	2					6
<b>Total:</b>	<b>6</b>	<b>3</b>	<b>3</b>	<b>0</b>	<b>0</b>	<b>0</b>	<b>0</b>	<b>12</b>

## ICID Enforcement Action Summary by Incident Type

*West Valley Communities (Saratoga)*

ICID Incident Type	No Action	Verbal Notice	Warning Notice	Administrative Action	Administrative Action with Penalty	Referral to Enforcement	Criminal Action	Total
Complaint not found	1							1
Misc. incidents	1							1
Pools/Spas/Fountains discharge	3		2					5
Tracking soil	1	1						2
Un-hardened cement discharge		2						2
Vehicle & equipment leaking			1					1
<b>Total:</b>	<b>6</b>	<b>3</b>	<b>3</b>	<b>0</b>	<b>0</b>	<b>0</b>	<b>0</b>	<b>12</b>

## IND Inspection Summary Report

### *West Valley Communities (Saratoga)*

IND Facility Category	Number of Inspections
Automotive	4
Dry Cleaners	1
Food Service	6
Other	1
<b>Total:</b>	<b>12</b>

IND Enforcement Action	Number of Inspections
No Action	8
Level 1	4
<b>Total:</b>	<b>12</b>

## IND Inspection Summary Report

CoPermittee	Category	# Inspections	No Action	Level 1	Level 2	Level 3
<i>West Valley Communities (Saratoga)</i>						
	Automotive	4	3	1		
	Dry Cleaners	1	1			
	Food Service	6	3	3		
	Other	1	1			
	<b>Total:</b>	<b>12</b>	<b>8</b>	<b>4</b>	<b>0</b>	<b>0</b>



# **Santa Clara County**

## ICID Incident Summary Report

### *Santa Clara (County)*

ICID Incident Report Source	Number of Incidents
Illicit discharge inspectors	3
Interdepartmental	1
Other agency	2
Citizen Complaints	55
Other	2
<b>Total:</b>	<b>63</b>

ICID Incident Source	Number of Incidents
Residential	50
Industrial	3
Automotive Facilities	1
Construction Sites	1
Public facilities and Utilities	4
Other/unknown	4
<b>Total:</b>	<b>63</b>

ICID Incident Type	Number of Incidents
Abandoned drums discharge	2
Accidental spills	1
Complaint not found	6
Dumping - hazardous	4
Dumping - non-hazardous	35
Grey water discharge	1
Landscape material dumping	8
Misc. incidents	4
Vehicle & equipment leaking	1
Vehicle repair	1
<b>Total:</b>	<b>63</b>

ICID Enforcement Action	Number of Incidents
No Action	39
Verbal Notice	13
Warning Notice	10

## ICID Incident Summary Report

Referral for Enforcement	1
<b>Total:</b>	<b>63</b>

## ICID Enforcement Action Summary by Incident Source

### *Santa Clara (County)*

ICID Incident Source	No Action	Verbal Notice	Warning Notice	Administrative Action	Administrative Action with Penalty	Referral to Enforcement	Criminal Action	Total
Automotive Facilities			1					1
Construction Sites						1		1
Industrial	2		1					3
Other/unknown	2	1	1					4
Public facilities and Utilities	1	2	1					4
Residential	34	10	6					50
<b>Total:</b>	<b>39</b>	<b>13</b>	<b>10</b>	<b>0</b>	<b>0</b>	<b>1</b>	<b>0</b>	<b>63</b>

## ICID Enforcement Action Summary by Incident Type

*Santa Clara (County)*

ICID Incident Type	No Action	Verbal Notice	Warning Notice	Administrative Action	Administrative Action with Penalty	Referral to Enforcement	Criminal Action	Total
Abandoned drums discharge	1		1					2
Accidental spills		1						1
Complaint not found	6							6
Dumping - hazardous	2		1			1		4
Dumping - non-hazardous	21	9	5					35
Grey water discharge	1							1
Landscape material dumping	5	2	1					8
Misc. incidents	2	1	1					4
Vehicle & equipment leaking			1					1
Vehicle repair	1							1
<b>Total:</b>	<b>39</b>	<b>13</b>	<b>10</b>	<b>0</b>	<b>0</b>	<b>1</b>	<b>0</b>	<b>63</b>

## IND Inspection Summary Report

### *Santa Clara (County)*

IND Facility Category	Number of Inspections
Automotive	4
Concrete/Stone/Clay Products	3
Corporation Yards	10
Machine Shops	1
Other	60
Recycling yards	1
<b>Total:</b>	<b>79</b>

IND Enforcement Action	Number of Inspections
No Action	72
Level 1	7
<b>Total:</b>	<b>79</b>

## IND Inspection Summary Report

CoPermittee	Category	# Inspections	No Action	Level 1	Level 2	Level 3
<i>Santa Clara (County)</i>						
	Automotive	4	4			
	Concrete/Stone/Clay Products	3	2	1		
	Corporation Yards	10	9	1		
	Machine Shops	1	1			
	Other	60	55	5		
	Recycling yards	1	1			
	<b>Total:</b>	<b>79</b>	<b>72</b>	<b>7</b>	<b>0</b>	<b>0</b>

**County of Santa Clara DEH Inspections of Food Facilities in the Unincorporated Area within the SFB-RWQCB Jurisdiction FY04/05**

DATE	FACILITY NAME	SITE ADDRESS	CITY	DESCRIPTION 1	DESCRIPTION 2	COMPLIANCE LEVEL
7/28/2004	ST-STERN HALL	ESCONDIDO RD	STANFORD	RESTAURANT 26+ EMPLOYEES	ROUTINE INSPECTION	NO VIOLATIONS
9/4/2004	ST-STADIUM PRESSBOX	STANFORD FOOTBALL STADIUM	STANFORD	RESTAURANT 0-5 EMPLOYEES	ROUTINE INSPECTION	NO VIOLATIONS
10/22/2004	ST-WILBUR HALL	ESCONDIDO RD	STANFORD	RESTAURANT 26+ EMPLOYEES	ROUTINE INSPECTION	NO VIOLATIONS
10/22/2004	STANFORD CATERING @ BRANNER HALL	655 ESCONDIDO RD	STANFORD	RESTAURANT 6-25 EMPLOYEES	ROUTINE INSPECTION	NO VIOLATIONS
10/22/2004	ST-EL CUADRO EATING CLUB	43 ARGUELLO ST	STANFORD	RESTAURANT 0-5 EMPLOYEES	ROUTINE INSPECTION	NO VIOLATIONS
11/12/2004	ST-BEEFEATERS DINING SOCIETY	591 LOS ARBOLES AV	STANFORD	RESTAURANT 0-5 EMPLOYEES	ROUTINE INSPECTION	NO VIOLATIONS
11/12/2004	ST-680 LOMITA	680 LOMITA DR	STANFORD	RESTAURANT 0-5 EMPLOYEES	ROUTINE INSPECTION	NO VIOLATIONS
11/12/2004	ST-THETA DELTA CHI	675 LOMITA DR	STANFORD	RESTAURANT 0-5 EMPLOYEES	ROUTINE INSPECTION	NO VIOLATIONS
11/12/2004	ST-KAPPA SIGMA FRATERNITY	1035 CAMPUS DR	STANFORD	RESTAURANT 0-5 EMPLOYEES	ROUTINE INSPECTION	NO VIOLATIONS
11/12/2004	ST-SIGMA ALPHA EPSILON FRATERNITY	1047 CAMPUS DR	STANFORD	RESTAURANT 0-5 EMPLOYEES	ROUTINE INSPECTION	NO VIOLATIONS
11/12/2004	ST-BOLLARD SOCIETY EATING CLUB	591 LOS ARBOLES AV	STANFORD	RESTAURANT 0-5 EMPLOYEES	ROUTINE INSPECTION	NO VIOLATIONS
11/12/2004	ST-AVANTI EATING CLUB	591 LOS ARBOLES AV	STANFORD	RESTAURANT 0-5 EMPLOYEES	ROUTINE INSPECTION	NO VIOLATIONS
11/12/2004	ST-MIDDLE EARTH EATING CLUB	591 LOS ARBOLES AV	STANFORD	RESTAURANT 0-5 EMPLOYEES	ROUTINE INSPECTION	NO VIOLATIONS
11/17/2004	CAMP COSTANOAN	13851 STEVENS CANYON RD	CUPERTINO	RESTAURANT 0-5 EMPLOYEES	ROUTINE INSPECTION	NO VIOLATIONS
11/30/2004	SPRING VALLEY GOLF COURSE	3441 E CALAVERAS BL	MILPITAS	RESTAURANT 0-5 EMPLOYEES	ROUTINE INSPECTION	NO VIOLATIONS
1/11/2005	ST-MANZANITA	ESCONDIDO RD	STANFORD	RESTAURANT 6-25 EMPLOYEES	ROUTINE INSPECTION	NO VIOLATIONS
1/11/2005	ST-UNIVERSITY HOSPITAL GIFT SHOP	300 PASTEUR DR	STANFORD	LIMITED FOOD SALES-CATEGORY 1	ROUTINE INSPECTION	NO VIOLATIONS
1/11/2005	ST-TRESIDDER EXPRESS	429 LAGUNITA DR	STANFORD	GROCERY STORE <5,000 SQ FT	ROUTINE INSPECTION	NO VIOLATIONS
1/11/2005	ST-LAKESIDE LAGUNITA	326 SANTA TERESA	STANFORD	RESTAURANT 26+ EMPLOYEES	ROUTINE INSPECTION	NO VIOLATIONS
2/1/2005	ST-SCHWAB RESIDENTIAL CENTER-GSB	680 SERRA ST	STANFORD	RESTAURANT 6-25 EMPLOYEES	ROUTINE INSPECTION	NO VIOLATIONS
2/1/2005	ST-CHRISTINE RICKER	238 SANTA TERESA ST & CAMPUS	STANFORD	RESTAURANT 6-25 EMPLOYEES	ROUTINE INSPECTION	NO VIOLATIONS
2/8/2005	SANTA TERESA GOLF CLUB	260 BERNAL RD	SAN JOSE	RESTAURANT 0-5 EMPLOYEES	ROUTINE INSPECTION	NO VIOLATIONS
2/10/2005	ST-SLAVIANSKII DOM	650 MAYFIELD AV	STANFORD	RESTAURANT 0-5 EMPLOYEES	ROUTINE INSPECTION	NO VIOLATIONS
2/10/2005	ST-DURAND HOUSE	634 MAYFIELD AV	STANFORD	RESTAURANT 0-5 EMPLOYEES	ROUTINE INSPECTION	NO VIOLATIONS
2/17/2005	ST-ENCHANTED BROCCOLI FOREST	1115 CAMPUS DR	STANFORD	RESTAURANT 0-5 EMPLOYEES	ROUTINE INSPECTION	NO VIOLATIONS
3/8/2005	ST-FLORENCE MOORE HALL	436 MAYFIELD AV	STANFORD	RESTAURANT 26+ EMPLOYEES	ROUTINE INSPECTION	NO VIOLATIONS
3/8/2005	ST-FLORENCE MOORE HALL	436 MAYFIELD AV	STANFORD	RESTAURANT 26+ EMPLOYEES	COMPLAINT-INITIAL	NO VIOLATIONS
3/29/2005	ST-BECHTEL INTERNATIONAL CENTER	LAGUNITA & MAYFIELD	STANFORD	RESTAURANT 0-5 EMPLOYEES	ROUTINE INSPECTION	NO VIOLATIONS



# **Santa Clara Valley Water District**

---

**NO IND Program**

## ICID Incident Summary Report

### *Santa Clara Valley Water District*

ICID Incident Report Source	Number of Incidents
Illicit discharge inspectors	8
Interdepartmental	54
Other agency	8
Citizen Complaints	25
<b>Total:</b>	<b>95</b>

ICID Incident Source	Number of Incidents
Residential	10
Industrial	1
Commercial	3
Automotive Facilities	1
Food Facilities	1
Construction Sites	6
Public facilities and Utilities	14
Other/unknown	59
<b>Total:</b>	<b>95</b>

ICID Incident Type	Number of Incidents
Abandoned drums discharge	1
Accidental spills	4
Allowable discharge	2
Complaint not found	5
Dumping - hazardous	15
Dumping - non-hazardous	15
Grey water discharge	1
Landscape material dumping	4
Misc. incidents	26
Paint discharge	2
Pools/Spas/Fountains discharge	1
Sanitary spill or leak	9
Saw cutting slurry discharge	1
Surface cleaning discharge	1

## ICID Incident Summary Report

Tracking soil	1
Un-hardened cement discharge	1
Vehicle & equipment leaking	3
Vehicle washing	1
Water line breaks	2
<hr/>	
<b>Total:</b>	<b>95</b>

<b>ICID Enforcement Action</b>	<b>Number of Incidents</b>
No Action	39
Verbal Notice	7
Warning Notice	1
Administrative Action with Penalty &/or Fine	3
Criminal Action	1
Referral for Enforcement	44
<hr/>	
<b>Total:</b>	<b>95</b>

## ICID Enforcement Action Summary by Incident Source

### *Santa Clara Valley Water District*

ICID Incident Source	No Action	Verbal Notice	Warning Notice	Administrative Action	Administrative Action with Penalty	Referral to Enforcement	Criminal Action	Total
Automotive Facilities						1		1
Commercial						3		3
Construction Sites	4	1				1		6
Food Facilities		1						1
Industrial						1		1
Other/unknown	28	2	1		2	25	1	59
Public facilities and Utilities	4	2				8		14
Residential	3	1			1	5		10
<b>Total:</b>	<b>39</b>	<b>7</b>	<b>1</b>	<b>0</b>	<b>3</b>	<b>44</b>	<b>1</b>	<b>95</b>

## ICID Enforcement Action Summary by Incident Type

*Santa Clara Valley Water District*

ICID Incident Type	No Action	Verbal Notice	Warning Notice	Administrative Action	Administrative Action with Penalty	Referral to Enforcement	Criminal Action	Total
Abandoned drums discharge	1							1
Accidental spills						4		4
Allowable discharge	2							2
Complaint not found	4					1		5
Dumping - hazardous	5	1			1	8		15
Dumping - non-hazardous	6		1			7	1	15
Grey water discharge						1		1
Landscape material dumping	2					2		4
Misc. incidents	13	2				11		26
Paint discharge						2		2
Pools/Spas/Fountains discharge		1						1
Sanitary spill or leak	3	2				4		9
Saw cutting slurry discharge						1		1
Surface cleaning discharge					1			1
Tracking soil	1							1
Un-hardened cement discharge	1							1
Vehicle & equipment leaking	1				1	1		3
Vehicle washing						1		1
Water line breaks		1				1		2
<b>Total:</b>	<b>39</b>	<b>7</b>	<b>1</b>	<b>0</b>	<b>3</b>	<b>44</b>	<b>1</b>	<b>95</b>

## Appendix H-2

---

## Summary of ICID/IND Incidents/Inspections

<b>CoPermittee</b>	<b>ICID</b>	<b>IND</b>	<b>Total</b>
Cupertino	23	0	23
Los Altos	11	17	28
Los Altos Hills	24	0	24
Milpitas	64	337	401
Mountain View	74	400	474
Palo Alto	180	251	431
San Jose	829	3006	3835
Santa Clara (City)	175	339	514
Sunnyvale	35	547	582
West Valley Communities (Campbell)	19	350	369
West Valley Communities (Los Gatos)	47	130	177
West Valley Communities (Monte Sereno)	6	0	6
West Valley Communities (Saratoga)	12	12	24
Santa Clara (County)	63	79	142
Santa Clara Valley Water District	95	0	95
<b>Total:</b>	<b>1657</b>	<b>5468</b>	<b>7125</b>